

# MIRA 150 round

trim


852-93245170



Project / Type

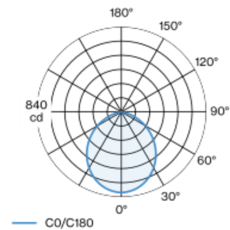
Notes

Count / Date

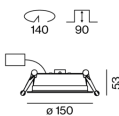


Round recessed spotlight in die-cast aluminium; surface white powder coated; with trim; suitable for ceiling thickness of 2-25 mm; installation without tools using snap spring closure; passive cooling of the LEDs through improved heat sink geometry; light colour 3000 K; binning initial MacAdam  $\leq 3$  SDCM; CRI  $\geq 90$ ; min. 80% of luminous flux after 50000 operating hours; energy efficient LEDs with high CRI; completely homogeneously illuminated, satin PMMA cover; recessed luminaire plane; degree of protection IP54; PC2; 220-240 V; incl. external converter for ceiling insertion; non-dimmable; through wiring connection box, 3-pole or 5-pole, available as an accessory; accessories are listed separately; light source replaceable by an authorized professional; control gear replaceable by an authorized professional;

## Light distribution



## Product drawing



## General

Ceiling , Recessed

white , RAL 9010 <sup>1</sup>

front IP54 , back IP20

1930 lm

## LED

3000 K

CRI  $\geq 90$

L80 / 50000 h

initial MacAdam  $\leq 3$  SDCM

R<sub>g</sub>: 99 , R<sub>f</sub>: 91 , R<sub>(1-15)</sub>: 89

MR 0.61

MDER 0.55

## Optical

Opal

opal (lambertsch)

PstLM  $\leq 1.0$  <sup>2</sup>

SVM  $\leq 0.4$  <sup>2</sup>

## Electrical

non DIM

220-240 V

no emergency light

system 18.6 W

system 104 lm/W<sup>3</sup>

PC2

## Physical

trim

diameter 150 mm

height 53 mm

## Cutout

diameter 140 mm

min. ceiling thickness 2 mm

max. ceiling thickness 25 mm

recessed depth 90 mm

<sup>1</sup> RAL code <sup>2</sup> Value of containing product at full load (undimmed)  
<sup>3</sup> FIXTURE: incl. consideration of optical losses & internal control unit losses SYSTEM: incl. consideration of optical losses, internal control unit losses & operating device efficiency.

## Installation instructions



## Lighting calculator



# MIRA 150 round

trim

852-93245170



Project / Type

Notes

Count / Date

## Maintenance Factors

Operating Time [h]	10 000	20 000	30 000	40 000	50 000
LLMF	0.97	0.94	0.91	0.87	0.84
LSF	1	1	1	1	1
MF	LMF × RSMF × LLMF × LSF		RSMF <sup>a</sup>	Room Surface Maintenance Factor	
MF	Maintenance Factor		LLMF	Lamp Lumens Maintenance Factor	
LMF <sup>a</sup>	Luminaire Maintenance Factor		LSF	Lamp Survival Faktor	

<sup>a</sup> According to "CIE 97, Maintenance of indoor electric lighting systems", 2005, ISBN 3-900-734-34-8. The values must be determined by the planner.

## Circuit Breaker Types

Automatic Circuit Breaker Type	Number of Fixtures
B10	20
B16	32
C10	33
C16	53

## Electrical accessories

### THROUGH WIRING CONNECTION BOX

TYPE	L·W·H (MM)	ARTICLE NUMBER(S)
non DIM cable ø 4 – 12 mm, Linect®-Ready	105-58-30	005-2531110
DALI cable ø 4 – 12 mm, Linect®-Ready	105-58-30	005-2551110

