



Project / Type _____

Notes _____

Count / Date _____



General

Ceiling , Track _____

tilt max 310° _____

rotation 360° _____

white , RAL9016 ¹ _____

IP20 _____

210 lm _____

LED

3000 K _____

CRI ≥ 95 _____

L90 / 50000 h _____

initial MacAdam ≤ 2 SDCM _____

R_g: 99 , R_f: 94 , R₍₁₋₁₅₎: 96 _____

MR 0.66 _____

MDER 0.6 _____

Optical

framing _____

beam angle 32° _____

PstLM ≤ 1.0 ² _____

SVM ≤ 0.4 ² _____

Track light made of die-cast aluminium; surface white powder coated; 360° rotatable and 310° tiltable; converter installed in aluminium spotlight housing; passive cooling of the LEDs through improved heat sink geometry; with COB (Chip on Board) technology for maximum efficiency; no appearance of multiple shadows; light colour 3000 K; binning initial MacAdam ≤ 2 SDCM; CRI ≥ 95; min. 90% of luminous flux after 50000 operating hours; energy efficient LEDs with high CRI; contoured spotlight for precise circular shape; easy adjustment by iris-shaped shielding device made of stainless steel; including high quality bi-convex glass lens; sharp object focusing through adjustable lens; focusing by means of rubberised adjusting ring on the spotlight head; degree of protection IP20; PC1 220-240V; adapter for toolless insertion or movement on a variety of 3-phase power tracks; adapter fixation without tools by means of knurled screw; incl. DALI-2 converter; point outlet, either in surface mounted housing or recessed housing, available as an accessory; accessories are listed separately; light source replaceable by an authorized professional; control gear replaceable by an authorized professional;

Electrical

DALI-2 _____

system 14.0 W _____

PC1 220-240V _____

system 15 lm/W³ _____

inset 18 lm/W⁴ _____

1 DALI Addr. _____

Physical

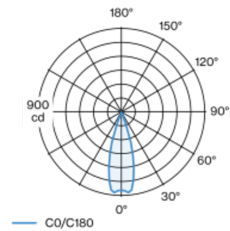
diameter 70 mm _____

height 156 mm _____

1 kg _____

tool-free fixation _____

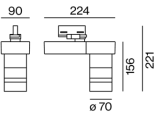
Light distribution



framing 32°


h (m)	E0° (lx)	ø (m)
1	844	0.57
2	211	1.13
3	94	1.70
4	53	2.26
5	34	2.83

Product drawing




¹ RAL code ² Value of containing product at full load (undimmed)
³ incl. optical losses and the efficiency of the operating device (converter)
⁴ incl. optical losses

Installation instructions



Lighting calculator





Project / Type

Notes

Count / Date

Maintenance Factors

Operating Time [h]	10 000	20 000	30 000	40 000	50 000
LLMF	0.97	0.95	0.93	0.91	0.9
LSF	1	1	1	1	1
MF	LMF × RSMF × LLMF × LSF		RSMF ^a	Room Surface Maintenance Factor	
MF	Maintenance Factor		LLMF	Lamp Lumens Maintenance Factor	
LMF ^a	Luminaire Maintenance Factor		LSF	Lamp Survival Faktor	

^a According to "CIE 97, Maintenance of indoor electric lighting systems", 2005, ISBN 3-900-734-34-8. The values must be determined by the planner.

Circuit Breaker Types

Automatic Circuit Breaker Type	Number of Fixtures
B13	100
B16	122
B20	153
C13	59
C16	72
C20	90