

MIRA 200 round

trim


852-9423537P



Project / Type

Notes

Count / Date



General

Ceiling , Recessed

white , RAL9010 ¹

front IP54 , back IP20

2840 lm

LED

3000 K

CRI ≥ 90

L80 / 50000 h

initial MacAdam ≤ 3 SDCM

R_g: 99 , R_f: 91 , R₍₁₋₁₅₎: 89

MR 0.61

MDER 0.55

Optical

Microprismatic

microprismatic

PstLM ≤ 1.0 ²

SVM ≤ 0.4 ²

Electrical

DALI-2

no emergency light

system 27.9 W

PC2 220-240V

system 102 lm/W³

1 DALI Addr.

Physical

trim

diameter 200 mm

height 53 mm

Cutout

diameter 190 mm

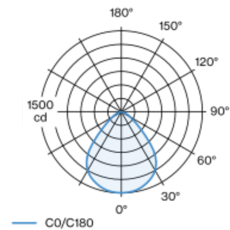
min. ceiling thickness 2 mm

max. ceiling thickness 25 mm

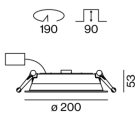
recessed depth 90 mm

Round recessed spotlight in die-cast aluminium; surface white powder coated; with trim; suitable for ceiling thickness of 2-25 mm; installation without tools using snap spring closure; passive cooling of the LEDs through improved heat sink geometry; light colour 3000 K; binning initial MacAdam ≤ 3 SDCM; CRI ≥ 90; min. 80% of luminous flux after 50000 operating hours; energy efficient LEDs with high CRI; completely homogeneously illuminated, microprismatic PMMA cover; recessed luminaire plane; degree of protection IP54; PC2 220-240V; incl. external converter for ceiling insertion; DALI-2 control; through wiring connection box, 3-pole or 5-pole, available as an accessory; accessories are listed separately; light source replaceable by an authorized professional; control gear replaceable by an authorized professional;

Light distribution



Product drawing



¹ RAL code ² Value of containing product at full load (undimmed)
³ incl. optical losses and the efficiency of the operating device (converter)

Installation instructions



Lighting calculator



MIRA 200 round

trim

852-9423537P



Project / Type

Notes

Count / Date

Maintenance Factors

Operating Time [h]	10 000	20 000	30 000	40 000	50 000
LLMF	0.97	0.94	0.91	0.87	0.84
LSF	1	1	1	1	1
MF	LMF × RSMF × LLMF × LSF		RSMF ^a	Room Surface Maintenance Factor	
MF	Maintenance Factor		LLMF	Lamp Lumens Maintenance Factor	
LMF ^a	Luminaire Maintenance Factor		LSF	Lamp Survival Faktor	

^a According to "CIE 97, Maintenance of indoor electric lighting systems", 2005, ISBN 3-900-734-34-8. The values must be determined by the planner.

Circuit Breaker Types

Automatic Circuit Breaker Type	Number of Fixtures
B10	18
B16	30
C10	23
C16	36

Electrical accessories

THROUGH WIRING CONNECTION BOX

TYPE	L·W·H (MM)	ARTICLE NUMBER(S)
non DIM cable ø 4 – 12 mm	105-58-30	005-2531110
DALI cable ø 4 – 12 mm	105-58-30	005-2551110

