

# BO 55

track


180-7312537S



Project / Type

Notes

Count / Date



### General

Ceiling , Track

tilt max 90°

rotation 355°

white , RAL 9016 <sup>1</sup>

IP20

2210 lm

### LED

3000 K

CRI ≥ 90

L80 / 50000 h

initial MacAdam ≤ 2 SDCM

R<sub>g</sub>: 99 , R<sub>f</sub>: 90 , R<sub>(1-15)</sub>: 87

MR 0.6

MDER 0.54

### Optical

spot

beam angle 17°

PstLM ≤ 1.0 <sup>2</sup>

SVM ≤ 0.4 <sup>2</sup>

Cylindrical tracked spotlight in die-cast aluminium with 3PH universal adapter; classic style in elegant design for discerning requirements; surface white powder coated; 355° rotatable and 90° tiltable; converter integrated in the power track adapter; passive cooling of the LEDs through improved heat sink geometry; with COB (Chip on Board) technology for maximum efficiency; no appearance of multiple shadows; light colour 3000 K; binning initial MacAdam ≤ 2 SDCM; CRI ≥ 90; min. 80% of luminous flux after 50000 operating hours; energy efficient LEDs with high CRI; high quality, aluminium, vapour deposition coated reflector with faceted lens design; precise radiation characteristic with 17° beam; good glare control through recessed light point level; optical attachment available as accessory; accessories are listed separately; degree of protection IP20; PC2; 220-240 V; adapter for toolless insertion or movement on a variety of 3-phase power tracks; incl. DALI-2 converter; flicker-free visual comfort through analogue current control (minimum value 1%); light source replaceable by an authorized professional; control gear replaceable by an authorized professional;

### Electrical

DALI-2

220-240 V

system 22.3 W

system 99 lm/W<sup>3</sup>

PC2

1 DALI Addr.

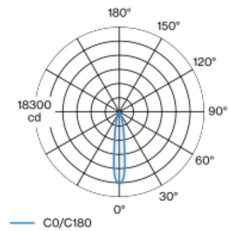
### Physical

diameter 55 mm

height 140 mm

0.5 kg

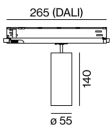
### Light distribution



spot 17°

h (m)	EO° (lx)	ø (m)
1	15400	0.29
2	3900	0.58
3	1700	0.87
4	1000	1.16
5	600	1.45

### Product drawing



<sup>1</sup> RAL code <sup>2</sup> Value of containing product at full load (undimmed)  
<sup>3</sup> FIXTURE: incl. consideration of optical losses & internal control unit losses SYSTEM: incl. consideration of optical losses, internal control unit losses & operating device efficiency.

### Installation instructions

### Lighting calculator

