




Project / Type _____

Notes _____

Count / Date _____



General
Ceiling , Track
tilt max 90°
rotation 355°
white , RAL 9016 ¹
IP20
2280 lm

LED
4000 K
CRI ≥ 90
L80 / 50000 h
initial MacAdam ≤ 2 SDCM
R _g : 98 , R _f : 90 , R ₍₁₋₁₅₎ : 88
MR 0.8
MDER 0.72

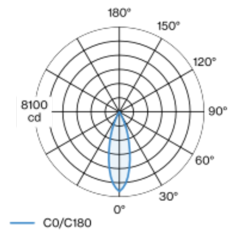
Optical
medium
beam angle 30°
PstLM ≤ 1.0 ²
SVM ≤ 0.4 ²

Cylindrical tracked spotlight in die-cast aluminium with 3PH universal adapter; classic style in elegant design for discerning requirements; surface white powder coated; 355° rotatable and 90° tiltable; converter integrated in the power track adapter; passive cooling of the LEDs through improved heat sink geometry; with COB (Chip on Board) technology for maximum efficiency; no appearance of multiple shadows; light colour 4000 K; binning initial MacAdam ≤ 2 SDCM; CRI ≥ 90; min. 80% of luminous flux after 50000 operating hours; energy efficient LEDs with high CRI; high quality, aluminium, vapour deposition coated reflector with faceted lens design; precise radiation characteristic with 30° beam; good glare control through recessed light point level; optical attachment available as accessory; accessories are listed separately; degree of protection IP20; PC2; 220-240 V; adapter for toolless insertion or movement on a variety of 3-phase power tracks; incl. DALI-2 converter; flicker-free visual comfort through analogue current control (minimum value 1%); light source replaceable by an authorized professional; control gear replaceable by an authorized professional;

Electrical
DALI-2
220-240 V
system 22.3 W
system 102 lm/W ³
PC2
1 DALI Addr.

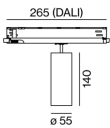
Physical
diameter 55 mm
height 140 mm
0.5 kg

Light distribution



medium 30°			
h (m)	E0° (lx)	ø (m)	
1	7580	0.54	
2	1890	1.08	
3	840	1.62	
4	470	2.16	
5	300	2.70	

Product drawing



¹ RAL code ² Value of containing product at full load (undimmed)
³ FIXTURE: incl. consideration of optical losses & internal control unit losses SYSTEM: incl. consideration of optical losses, internal control unit losses & operating device efficiency.

Installation instructions

Lighting calculator



BO 55

track
180-7312637M



Project / Type

Notes

Count / Date

Maintenance Factors

Operating Time [h]	10 000	20 000	30 000	40 000	50 000
LLMF	0.964	0.923	0.884	0.847	0.811
LSF	1	1	1	1	1
MF	LMF × RSMF × LLMF × LSF		RSMF ^a	Room Surface Maintenance Factor	
MF	Maintenance Factor		LLMF	Lamp Lumens Maintenance Factor	
LMF ^a	Luminaire Maintenance Factor		LSF	Lamp Survival Faktor	

^a According to "CIE 97, Maintenance of indoor electric lighting systems", 2005, ISBN 3-900-734-34-8. The values must be determined by the planner.

Circuit Breaker Types

Automatic Circuit Breaker Type	Number of Fixtures
B10	31
B13	40
B16	50
B20	62
B25	78
C10	52
C13	67
C16	85
C20	104
C25	130

Optical accessories

HONEYCOMB LOUVER

COLOUR	Ø (MM)	ARTICLE NUMBER(S)
jet black	50	007-1965598



Optical accessories

OVAL LENS

Ø (MM)	ARTICLE NUMBER(S)
50	007-1965890



SOFT LENS

Ø (MM)	ARTICLE NUMBER(S)
50	007-1965990



WALLWASHER LENS

Ø (MM)	ARTICLE NUMBER(S)
50	007-1965790

