

BO 70

track


180-7411517S



Project / Type

Notes

Count / Date



General

Ceiling , Track

tilt max 90°

rotation 355°

white , RAL 9016 ¹

IP20

3210 lm

LED

3000 K

CRI ≥ 90

L80 / 50000 h

initial MacAdam ≤ 2 SDCM

R_g: 99 , R_f: 90 , R_{t(1-15)}: 87

MR 0.6

MDER 0.54

Optical

spot

beam angle 15°

Electrical

non DIM

220-240 V

system 34 W

system 94 lm/W²

PC2

Physical

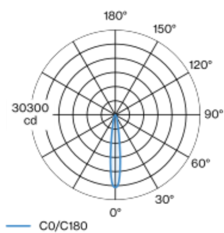
diameter 70 mm

height 160 mm

0.7 kg

Cylindrical tracked spotlight in die-cast aluminium with 3PH universal adapter; classic style in elegant design for discerning requirements; surface white powder coated; 355° rotatable and 90° tiltable; converter integrated in the power track adapter; passive cooling of the LEDs through improved heat sink geometry; with COB (Chip on Board) technology for maximum efficiency; no appearance of multiple shadows; light colour 3000 K; binning initial MacAdam ≤ 2 SDCM; CRI ≥ 90; min. 80% of luminous flux after 50000 operating hours; energy efficient LEDs with high CRI; high quality, aluminium, vapour deposition coated reflector with faceted lens design; precise radiation characteristic with 15° beam; good glare control through recessed light point level; optical attachment available as accessory; accessories are listed separately; degree of protection IP20; PC2; 220-240 V; adapter for toolless insertion or movement on a variety of 3-phase power tracks; incl. converter, non dimmable; light source replaceable by an authorized professional; control gear replaceable by an authorized professional;

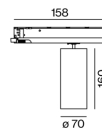
Light distribution



spot 15°

h (m)	EO° (lx)	ø (m)
1	25800	0.26
2	6500	0.52
3	2900	0.78
4	1600	1.04
5	1000	1.30

Product drawing



¹ RAL code

² FIXTURE: incl. consideration of optical losses & internal control unit losses SYSTEM: incl. consideration of optical losses, internal control unit losses & operating device efficiency.

Installation instructions



Lighting calculator



BO 70

track
180-7411517S



Project / Type

Notes

Count / Date

Maintenance Factors

Operating Time [h]	10 000	20 000	30 000	40 000	50 000
LLMF	0.964	0.923	0.884	0.847	0.811
LSF	1	1	1	1	1
MF	LMF × RSMF × LLMF × LSF		RSMF ^a	Room Surface Maintenance Factor	
MF	Maintenance Factor		LLMF	Lamp Lumens Maintenance Factor	
LMF ^a	Luminaire Maintenance Factor		LSF	Lamp Survival Faktor	

^a According to "CIE 97, Maintenance of indoor electric lighting systems", 2005, ISBN 3-900-734-34-8. The values must be determined by the planner.

Circuit Breaker Types

Automatic Circuit Breaker Type	Number of Fixtures
B10	33
B16	53
B20	67
B25	83
C10	40
C16	64
C20	80
C25	100

Optical accessories

HONEYCOMB LOUVER

COLOUR	Ø (MM)	ARTICLE NUMBER(S)
jet black	61	080-5900018

