

SONO LOOP 260 IP54

direct


surface
871-81265370



Project / Type _____

Notes _____

Count / Date _____



General

Ceiling / Wall , Surface _____

white , RAL 9010 ¹ _____

IP54 _____

IK07 _____

881 lm _____

LED

3000 K _____

CRI ≥ 80 _____

L90 / 50000 h _____

initial MacAdam ≤ 3 SDCM _____

MR 0.54 _____

MDER 0.49 _____

Optical

Opal _____

opal (lambertsch) _____

PstLM ≤ 1.0 ² _____

SVM ≤ 0.4 ² _____

Electrical

DALI-2 _____

220-240 V _____

system 7.6 W _____

system 116 lm/W³ _____

PC1 _____

1 DALI Addr. _____

Physical

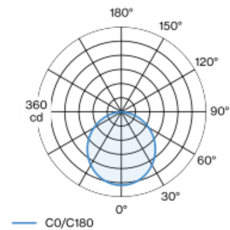
diameter 260 mm _____

height 82 mm _____

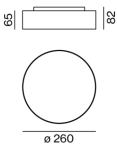
1.7 kg _____

Round luminaire housing in die-cast aluminium; attached ring in rolled and seamlessly welded aluminium profile; surface white powder coated; suitable for wall or ceiling mounting; time saving installation through snap-in mounting system; LED board highly reflective lacquered for higher efficiency; same luminance for all size versions; light colour 3000 K; binning initial MacAdam ≤ 3 SDCM; CRI ≥ 80; min. 90% of luminous flux after 50000 operating hours; energy efficient LEDs with high CRI; completely homogeneously illuminated, satin PMMA cover; luminaire with 2 cable openings and plug-in terminal for through wiring; degree of protection IP54; PC1; 220-240 V; shock resistance IK07; internal wiring in light halogen free; incl. DALI-2 converter; light source not replaceable; control gear replaceable by an authorized professional;

Light distribution



Product drawing



¹ RAL code ² Value of containing product at full load (undimmed)
³ incl. consideration of optical losses, internal control unit losses & operating device efficiency

Installation instructions





Project / Type

Notes

Count / Date

Maintenance Factors

Operating Time [h]	10 000	20 000	30 000	40 000	50 000
LLMF	0.98	0.95	0.93	0.91	0.9
LSF	1	1	1	1	1
MF	LMF × RSMF × LLMF × LSF		RSMF ^a	Room Surface Maintenance Factor	
MF	Maintenance Factor		LLMF	Lamp Lumens Maintenance Factor	
LMF ^a	Luminaire Maintenance Factor		LSF	Lamp Survival Faktor	

^a According to "CIE 97, Maintenance of indoor electric lighting systems", 2005, ISBN 3-900-734-34-8. The values must be determined by the planner.

Circuit Breaker Types

Automatic Circuit Breaker Type	Number of Fixtures
B10	24
B13	31
B16	38
B20	48
C10	40
C13	56
C16	64
C20	80