

BO 32


intrack
180-7111518F



Project / Type _____

Notes _____

Count / Date _____



General

Ceiling , Track _____

tilt max 90° _____

rotation 360° _____

black , RAL9005 ¹ _____

IP20 _____

795 lm _____

LED

3000 K _____

CRI ≥ 90 _____

L80 / 50000 h _____

initial MacAdam ≤ 2 SDCM _____

R_g: 100 , R_f: 91 , R_{f(1-5)}: 88 _____

MR 0.59 _____

MDER 0.53 _____

Optical

flood _____

beam angle 34° _____

PstLM ≤ 1.0 ² _____

SVM ≤ 0.4 ² _____

Cylindrical tracked spotlight in die-cast aluminium with 3PH universal adapter; classic style in elegant design for discerning requirements; surface black powder coated; 360° rotatable and 90° tiltable; converter integrated in the power track adapter; passive cooling of the LEDs through improved heat sink geometry; with COB (Chip on Board) technology for maximum efficiency; no appearance of multiple shadows; light colour 3000 K; binning initial MacAdam ≤ 2 SDCM; CRI ≥ 90; min. 80% of luminous flux after 50000 operating hours; energy efficient LEDs with high CRI; high quality, aluminium, vapour deposition coated reflector with faceted lens design; precise radiation characteristic with 34° beam; good glare control through recessed light point level; optical attachment available as accessory; accessories are listed separately; degree of protection IP20; PC2 220-240V; adapter for toolless insertion or movement on a variety of 3-phase power tracks; adapter flush with the power track; incl. converter, non dimmable; light source replaceable by an authorized professional; control gear replaceable by an authorized professional;

Electrical

non DIM _____

system 11.7 W _____

PC2 220-240V _____

system 68 lm/W³ _____

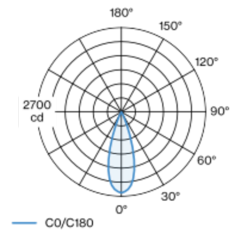
Physical

diameter 32 mm _____

height 100 mm _____

0.25 kg _____

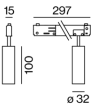
Light distribution



flood 34°

h (m)	E0° (lx)	ø (m)
1	2590	0.61
2	650	1.21
3	290	1.82
4	160	2.42
5	100	3.03

Product drawing



¹ RAL code ² Value of containing product at full load (undimmed)
³ incl. optical losses and the efficiency of the operating device (converter)

Installation instructions



Lighting calculator



BO 32

intrack
180-7111518F



Project / Type

Notes

Count / Date

Maintenance Factors

Operating Time [h]	10 000	20 000	30 000	40 000	50 000
LLMF	0.96	0.92	0.88	0.85	0.81
LSF	1	1	1	1	1
MF	LMF × RSMF × LLMF × LSF		RSMF ^a	Room Surface Maintenance Factor	
MF	Maintenance Factor		LLMF	Lamp Lumens Maintenance Factor	
LMF ^a	Luminaire Maintenance Factor		LSF	Lamp Survival Faktor	

^a According to "CIE 97, Maintenance of indoor electric lighting systems", 2005, ISBN 3-900-734-34-8. The values must be determined by the planner.

Circuit Breaker Types

Automatic Circuit Breaker Type	Number of Fixtures
B13	81
B16	100
B20	125
C13	135
C16	170
C20	208

Optical accessories

HONEYCOMB LOUVER

COLOUR	Ø (MM)	ARTICLE NUMBER(S)
jet black	30	007-1965168



Optical accessories

OVAL LENS

Ø (MM)	ARTICLE NUMBER(S)
30	007-1965860



SOFT LENS

Ø (MM)	ARTICLE NUMBER(S)
30	007-1965960



WALLWASHER LENS

Ø (MM)	ARTICLE NUMBER(S)
30	007-1965760

