

BO 32

intrack


180-711153XS



Project / Type

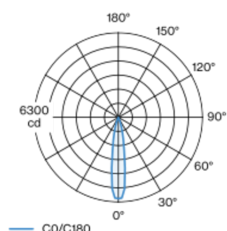
Notes

Count / Date



Cylindrical tracked spotlight in die-cast aluminium with 3PH universal adapter; classic style in elegant design for discerning requirements; surface special colours powder coated; 360° rotatable and 90° tiltable; converter integrated in the power track adapter; passive cooling of the LEDs through improved heat sink geometry; with COB (Chip on Board) technology for maximum efficiency; no appearance of multiple shadows; light colour 3000 K; binning initial MacAdam ≤ 2 SDCM; CRI ≥ 90 ; min. 80% of luminous flux after 50000 operating hours; energy efficient LEDs with high CRI; high quality, aluminium, vapour deposition coated reflector with faceted lens design; precise radiation characteristic with 18° beam; good glare control through recessed light point level; optical attachment available as accessory; accessories are listed separately; degree of protection IP20; PC2 220-240V; adapter for toolless insertion or movement on a variety of 3-phase power tracks; adapter flush with the power track; incl. DALI-2 converter; flicker-free visual comfort through analogue current control (minimum value 1%); light source replaceable by an authorized professional; control gear replaceable by an authorized professional;

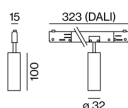
Light distribution



spot 18°

h (m)	EO ³ (lx)	ø (m)
1	6060	0.32
2	1510	0.63
3	670	0.95
4	380	1.27
5	240	1.58

Product drawing



General

Ceiling , Track

tilt max 90°

rotation 360°

special colours

IP20

800 lm

LED

3000 K

CRI ≥ 90

L80 / 50000 h

initial MacAdam ≤ 2 SDCM

R_g: 100 , R_f: 91 , R_{f(1-5)}: 88

MR 0.59

MDER 0.53

Optical

spot

beam angle 18°

PstLM ≤ 1.0 ¹

SVM ≤ 0.4 ¹

Electrical

DALI-2

11.7 W

PC2 220-240V

68 lm/W

1 DALI Addr.

Physical

diameter 32 mm

height 100 mm

0.25 kg

¹ Value of containing product at full load (undimmed)

Installation instructions



Lighting calculator



[180-711153XS] The technical data represent rated values for an ambient temperature of 25°C. The data values for the luminous flux are initially subject to a tolerance of +/- 10%, those for the electrical connected load are initially subject to a tolerance of +/- 10%, and those for the colour temperature are initially subject to a tolerance of +/- 150 K. No liability is assumed for typographical or printing errors. The general terms and conditions of XAL GmbH apply.
© XAL GmbH · Auer-Welsbach-Gasse 36 · 8055 Graz · Austria · www.xal.com

27.09.2024

BO 32

intrack
180-711153XS



Project / Type

Notes

Count / Date

Maintenance Factors

Operating Time [h]	10 000	20 000	30 000	40 000	50 000
LLMF	0.96	0.92	0.88	0.85	0.81
LSF	1	1	1	1	1
MF	LMF × RSMF × LLMF × LSF		RSMF ^a	Room Surface Maintenance Factor	
MF	Maintenance Factor		LLMF	Lamp Lumens Maintenance Factor	
LMF ^a	Luminaire Maintenance Factor		LSF	Lamp Survival Faktor	

^a According to "CIE 97, Maintenance of indoor electric lighting systems", 2005, ISBN 3-900-734-34-8. The values must be determined by the planner.

Circuit Breaker Types

Automatic Circuit Breaker Type	Number of Fixtures
B13	81
B16	100
B20	125
C13	135
C16	170
C20	208

Optical accessories

HONEYCOMB LOUVER

COLOUR	Ø (MM)	ARTICLE NUMBER(S)
jet black	30	007-1965168



Optical accessories

OVAL LENS

Ø (MM)	ARTICLE NUMBER(S)
30	007-1965860



SOFT LENS

Ø (MM)	ARTICLE NUMBER(S)
30	007-1965960



WALLWASHER LENS

Ø (MM)	ARTICLE NUMBER(S)
30	007-1965760

