

## SASSO 40 round

recessed




**EN** Round recessed spotlight; installation without tools in mounting set (trimless or with trim) with ball catch system; surface lacquered; installation possible in different housings; choice of adjustable / fixed symmetric or asymmetric radiation characteristic; variants with symmetric radiation characteristic: precise radiation characteristic due to high quality lens system; variants with asymmetric radiation characteristic: high-quality reflector with micro-faceted, aluminum-vaporised surface; COB (Chip on Board) technology for maximum efficiency (ADJUSTABLE and DOWNLIGHT); no multiple shadows; efficient LEDs with very good colour rendering

**ES** Proyector empotrable redondo; instalación sin herramientas mediante kit de montaje (con o sin marco) con sistema inserción de bola; superficie lacada; posibilidad de instalar distintas carcasas; elección de la característica de radiación; ajustable o fija simétrica o asimétrica; variantes de radiación simétrica: proyección precisa con óptica de lente de alta calidad; variantes con emisión asimétrica: reflector de alta calidad con superficie de múltiples facetas revestida con aluminio por vaporización; Chip on Board que proporciona una máxima eficiencia (ADJUSTABLE y DOWNLIGHT); no sombras múltiples; LEDS de eficiencia que proporcionan una alta reproducción cromática

### Quickinfo

2700 K, 3000 K, 4000 K  
CRI ≥ 90, 3 SDCM  
up to 73 lm/W  
L80 @ 50000 h  
non DIM, DALI-2  
↓ IP44/↑ IP20

### Types

trim	 50-55
	ø 60
trimless	 50-55
	ø 45
double trim	 50-55
	120x60

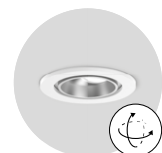
### Housing colours



### Inset colours



### Light distributions



rotatable 360°,  
tiltable 30°



wallwasher and  
ww floor inset



glare control  
(UGR ≤ 16)

### Order options

COLOUR TEMPERATURE	
2700K	4
3000K	5
4000K	6

INSET COLOUR	
○ traffic white RAL 9016 (UGR≤22)	7
● matt silver (UGR≤19)	4
● jet black RAL 9005 (UGR≤16)	1
● gold dust RAL 260-M (UGR≤19)	9

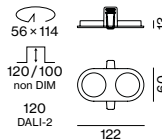
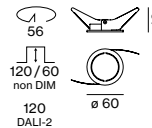
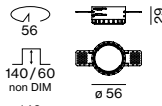
BEAM ANGLE	
spot 14°	S
medium 27°	M
flood 45°	F

### Options on request

POWER SUPPLY	
DIM 1-10 V	



**Recess depth**  
 ADJ & DL / WW & WWF non DIM  
 ADJ adjustable  
 DL downlight  
 WW wallwasher  
 WWF wallwasher floor



### SASSO 40 round



#### ADJUSTABLE (↓ IP 40 | ↑ IP 20)

INSET POWER	LUMINOUS FLUX	ORDER CODE
6.2W 12Vf 450mA	425lm	0 4 8 - 2 8 2 0 :: 1 ▣ ▲

#### DOWNLIGHT (↓ IP 44 | ↑ IP 20)

INSET POWER	LUMINOUS FLUX	ORDER CODE
6.2W 12Vf 450mA	415lm	0 4 8 - 2 8 0 0 :: 1 ▣ ▲



#### WALLWASHER (IP 20)

INSET POWER	LUMINOUS FLUX	ORDER CODE
9W 27Vf 250mA	598lm	0 4 8 - 2 8 4 0 :: 1 ▣ ▲

#### WALLWASHER/FLOOR (IP 20)

INSET POWER	LUMINOUS FLUX	ORDER CODE
9W 27Vf 250mA	659lm	0 4 8 - 2 8 4 0 :: 1 ▣ ▲

### Mounting accessories

**TRIMLESS MOUNTING SET** for plasterboard ceilings 12.5/15/25 mm

COLOUR	ORDER CODE
○ traffic white RAL9016	0 4 8 - 2 8 9 6 1 1 7

**MOUNTING SET WITH TRIM** for intermediate ceilings 2-25 mm

TYPE	COLOUR	ORDER CODE
1 lamp	○ traffic white RAL9016	0 4 8 - 2 8 9 6 3 1 7
	● jet black RAL 9005	0 4 8 - 2 8 9 6 3 1 8
2 lamps	○ traffic white RAL9016	0 4 8 - 2 8 9 8 3 1 7
	● jet black RAL 9005	0 4 8 - 2 8 9 8 3 1 8

### Electrical accessories

**POWER SUPPLY** 220-240 V AC, 50-60Hz, □ PC II

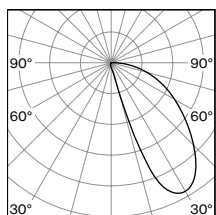
TYPE	EFFICIENCY	L-W-H (mm)	ORDER CODE
250 mA   non DIM	η 80 %	65-39-20	0 0 2 - 9 0 7 4 2
250 mA   DALI-2	η 82 %	147-33-23	0 0 2 - 9 0 7 4 3
450 mA   non DIM	η 80 %	65-39-20	0 0 2 - 9 0 7 5 2
450 mA   DALI-2	η 82 %	147-33-23	0 0 2 - 9 0 7 5 3

### DIN RAIL COMPONENTS

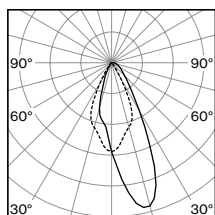
TYPE	W-H-D (mm)	ORDER CODE
POWER SUPPLY 220-240 V AC	72-90-63	0 0 5 - 6 5 2 0 2 1 0
160 W   48V DC constant voltage		
LED DRIVER DALI-2 DT6 1-2 addr.	36-88-59	0 0 5 - 6 1 2 1 0 3 0
200-1050 mA settable const. current		
2 × 42W   48V DC   U <sub>OUT</sub> 10-40V		

for more details and components see page 981

### Light distributions



wallwasher



wallwasher floor

**INSET POWER** is the current consumption excluding any ballast  
**LUMINOUS FLUX** value calculated for 3000K, CRI ≥ 90, colour white, medium 2700K -5%, 4000K +5%