



## FINA SUPPORT spot line system

standing

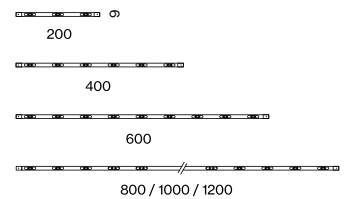
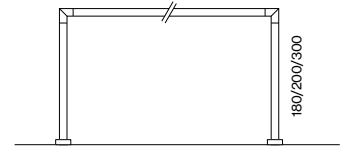
**EN** Miniature rectangular lamp made of aluminium; angular design; surface lacquered; plug and play electrical connector system for toolless mounting; different mechanical and electrical poles available; for flexible system design; fitted with LED light points; precise radiation characteristic with different symmetrical light distributions; or with asymmetric light distribution; light inset rotatable; energy-efficient LEDs with very good colour rendering; converter plug and play; converter separately available

**DE** Miniatur Bügelleuchte aus Aluminium; kantige Bauform; Oberfläche lackiert; durchkontaktiertes elektrisches Stecksystem für werkzeuglose Montage; unterschiedliche mechanische und elektrische Poles verfügbar; für flexiblen Systemaufbau; bestückt mit LED Lichtpunkten; präzise Abstrahlcharakteristik mit unterschiedlichen symmetrischen Lichtverteilungen; oder mit asymmetrischer Lichtverteilung; Lichteinsatz drehbar; energieeffiziente LEDs mit sehr guter Farbwiedergabe; Konverter steckerfertig vorkonfektioniert; Konverter ist separat zu bestellen

### Quickinfo

3000 K, 4000 K  
CRI  $\geq$  95 (R9  $\geq$  90)  
L80 @ 50000h  
up to 74lm per spot  
non DIM, DALI-2

### Types



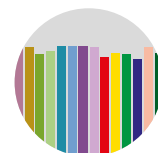
### Colours



### Light distributions



spot med. asym.



CRi  $\geq$  95  
R9  $\geq$  90



seamless  
design



360° tiltable




brilliance  
effect

## Order options

### INSET TYPE

square	2
square 30°	3



### COLOUR TEMPERATURE


3000K	0
4000K	1

### MATERIAL COLOUR

● white aluminium RAL 9006	6
● black RAL 9021	8

### BEAM ANGLE

spot 20°	S
medium 30°	M
asymmetric	A



## FINA SUPPORT spot line



### INSET SQUARE

INS. POWER	COLOUR TEMP.	LUM. FLUX	L (mm)	ORDER CODE
4 W	3000 K	3×72lm	200	0 1 1 - 0 8 0 2 :: 1 ▣ ▲
	4000 K	3×74lm		
8 W	3000 K	6×72lm	400	0 1 1 - 0 8 0 3 :: 1 ▣ ▲
	4000 K	6×74lm		
12 W	3000 K	9×72lm	600	0 1 1 - 0 8 0 4 :: 1 ▣ ▲
	4000 K	9×74lm		
16 W	3000 K	12×72lm	800	0 1 1 - 0 8 0 5 :: 1 ▣ ▲
	4000 K	12×74lm		
20.1 W	3000 K	15×72lm	1000	0 1 1 - 0 8 0 6 :: 1 ▣ ▲
	4000 K	15×74lm		
24.1 W	3000 K	18×72lm	1200	0 1 1 - 0 8 0 7 :: 1 ▣ ▲
	4000 K	18×74lm		

light inset incl. 1 electrical linear connector

## Mounting poles

see last page

## Electrical accessories

### POWER SUPPLY 24 V EU 220-240 V AC, 50-60 Hz, PC II

incl. power cable 2m + connection cable with plug 1m

TYPE	L-W-H (mm)	ORDER CODE
18 W   non DIM	130-43-30	0 1 1 - 9 2 1 2 1 1 0
35 W   non DIM	195-43-30	0 1 1 - 9 2 1 2 2 1 0
60 W   non DIM	220-43-30	0 1 1 - 9 2 1 2 3 1 0
18 W   DALI-2	130-43-30	0 1 1 - 9 2 1 2 1 3 0
35 W   DALI-2	195-43-30	0 1 1 - 9 2 1 2 2 3 0
60 W   DALI-2	220-43-30	0 1 1 - 9 2 1 2 3 3 0

### POWER SUPPLY 24 V UL 100-120 V AC, 50-60 Hz, PC II

incl. connection cable with plug 1m

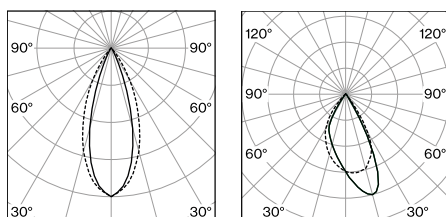
TYPE	L-W-H (mm)	ORDER CODE
20 W   non DIM	153-41-32	0 1 1 - 9 2 8 2 1 1 0
40 W   non DIM	210-40-30	0 1 1 - 9 2 8 2 2 1 0
60 W   non DIM	250-40-30	0 1 1 - 9 2 8 2 3 1 0
60 W   DALI-2	176-45-32	0 1 1 - 9 2 8 2 3 3 0
60 W   1-10V	176-45-32	0 1 1 - 9 2 8 2 3 2 0

## Other accessories

### EXTENSION CABLE

TYPE	L (mm)	ORDER CODE
1×socket / 1×plug	1000	0 1 1 - 9 2 2 2 1 2 0
1×socket / 1×plug	2000	0 1 1 - 9 2 2 2 1 4 0
1×socket / 1×plug	4000	0 1 1 - 9 2 2 2 1 8 0

## Light distributions



medium 30°

asymmetric

**INSET POWER** is the current consumption excluding any ballast  
**LUMINOUS FLUX** value calculated for CRI≥95, medium lens, colour black



## FINA SUPPORT opal system

standing

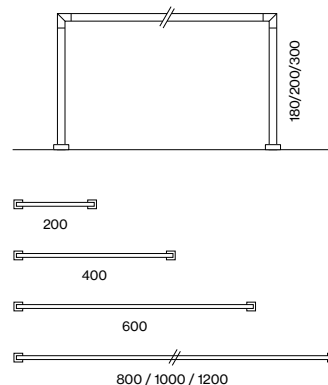
EN Miniature rectangular lamp made of aluminium; angular design; surface lacquered; plug and play electrical connector system for toolless mounting; different mechanical and electrical poles available; for flexible system design; completely homogeneously illuminated, satinised PMMA cover; light inset rotatable; energy-efficient LEDs with very good colour rendering; converter plug and play; converter separately available

DE Miniatur Bügelleuchte aus Aluminium; kantige Bauform; Oberfläche lackiert; durchkontaktiertes elektrisches Stecksystem für werkzeuglose Montage; unterschiedliche mechanische und elektrische Pole verfügbar; für flexiblen Systemaufbau; absolut homogen ausgeleuchtete, satinierte PMMA-Abdeckung; Lichteinsatz drehbar; energieeffiziente LEDs mit sehr guter Farbwiedergabe; Konverter steckerfertig vorkonfektioniert; Konverter ist separat zu bestellen

### Quickinfo

3000 K, 4000 K  
 CRI ≥ 97 (R9 ≥ 90)  
 L85 @ 50 000 h  
 up to 1110 lm/m  
 non DIM, DALI-2

### Types



### Colours



### Light distribution



opal



CRI ≥ 97  
 R9 ≥ 90




seamless design



360° tiltable

### Order options

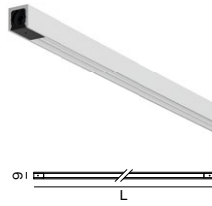
<b>INSET TYPE</b>	☒
square	2
square 30°	3



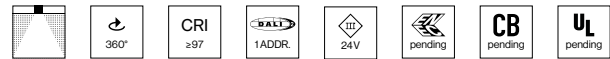
<b>COLOUR TEMPERATURE</b>	☒☒
3000K	0
4000K	1

<b>MATERIAL COLOUR</b>	☒
● white aluminium RAL 9006	6
● black RAL 9021	8

<b>BEAM ANGLE</b>	
opal	



### FINA SUPPORT opal



#### INSET SQUARE

INS. POWER	COLOUR TEMP.	LUM. FLUX	L (mm)	ORDER CODE
3.6 W	3000 K	204lm	200	0 1 1 - 1 ☒ 0 2 :: 1 ☒ O
	4000 K	223lm		
7.3 W	3000 K	407lm	400	0 1 1 - 1 ☒ 0 3 :: 1 ☒ O
	4000 K	446lm		
11.6 W	3000 K	651lm	600	0 1 1 - 1 ☒ 0 4 :: 1 ☒ O
	4000 K	714lm		
14.6 W	3000 K	814lm	800	0 1 1 - 1 ☒ 0 5 :: 1 ☒ O
	4000 K	892lm		
18.2 W	3000 K	1020lm	1000	0 1 1 - 1 ☒ 0 6 :: 1 ☒ O
	4000 K	1110lm		
21.8 W	3000 K	1220lm	1200	0 1 1 - 1 ☒ 0 7 :: 1 ☒ O
	4000 K	1340lm		

light inset incl. 1 electrical linear connector

### Mounting poles

see last page

### Electrical accessories

#### POWER SUPPLY 24 V EU 220-240 V AC, 50-60 Hz, ☐ PC II

incl. power cable 2m + connection cable with plug 1m

TYPE	L-W-H (mm)	ORDER CODE
18 W   non DIM	130-43-30	0 1 1 - 9 2 1 2 1 1 0
35 W   non DIM	195-43-30	0 1 1 - 9 2 1 2 2 1 0
60 W   non DIM	220-43-30	0 1 1 - 9 2 1 2 3 1 0
18 W   DALI-2	130-43-30	0 1 1 - 9 2 1 2 1 3 0
35 W   DALI-2	195-43-30	0 1 1 - 9 2 1 2 2 3 0
60 W   DALI-2	220-43-30	0 1 1 - 9 2 1 2 3 3 0

#### POWER SUPPLY 24 V UL 100-120 V AC, 50-60 Hz, ☐ PC II

incl. connection cable with plug 1m

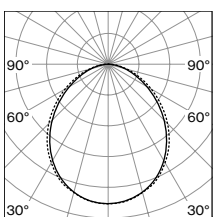
TYPE	L-W-H (mm)	ORDER CODE
20 W   non DIM	153-41-32	0 1 1 - 9 2 8 2 1 1 0
40 W   non DIM	210-40-30	0 1 1 - 9 2 8 2 2 1 0
60 W   non DIM	250-40-30	0 1 1 - 9 2 8 2 3 1 0
60 W   DALI-2	176-45-32	0 1 1 - 9 2 8 2 3 3 0
60 W   1-10V	176-45-32	0 1 1 - 9 2 8 2 3 2 0

### Other accessories

#### EXTENSION CABLE


TYPE	L (mm)	ORDER CODE
1×socket / 1×plug	1000	0 1 1 - 9 2 2 2 1 2 0
1×socket / 1×plug	2000	0 1 1 - 9 2 2 2 1 4 0
1×socket / 1×plug	4000	0 1 1 - 9 2 2 2 1 8 0

### Light distribution



opal

**INSET POWER** is the current consumption excluding any ballast  
**LUMINOUS FLUX** value calculated for CRI≥97, colour black



## FINA SUPPORT lead system

standing

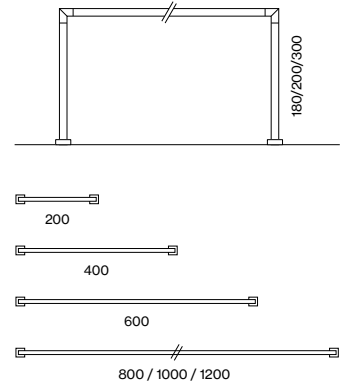
**EN** Miniature rectangular lamp made of aluminium; angular design; surface lacquered; plug and play electrical connector system for toolless mounting; different mechanical and electrical poles available; for flexible system design; with specially computed foil for asymmetrical light distribution; light inset rotatable; energy-efficient LEDs with very good colour rendering; converter plug and play; converter separately available

**DE** Miniatur Bügelleuchte aus Aluminium; kantige Bauform; Oberfläche lackiert; durchkontaktiertes elektrisches Stecksystem für werkzeuglose Montage; unterschiedliche mechanische und elektrische Pole verfügbar; für flexiblen Systemaufbau; mit speziell berechneter Folie zur asymmetrischen Lichtverteilung; Lichteinsatz drehbar; energieeffiziente LEDs mit sehr guter Farbwiedergabe; Konverter steckerfertig vorkonfektioniert; Konverter ist separat zu bestellen

### Quickinfo

3000 K, 4000 K  
 CRI  $\geq$  97 (R9  $\geq$  90)  
 L85 @ 50 000 h  
 up to 1280 lm/m  
 non DIM, DALI-2

### Types



### Colours



### Light distribution



asym.




CRI  $\geq$  97  
 R9  $\geq$  90



seamless  
 design




360° tiltable



light-directing  
 foil (lead optic)

### Order options

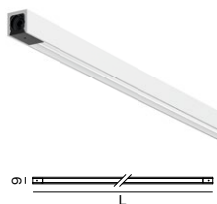
INSET TYPE	
square	2
square 30°	3



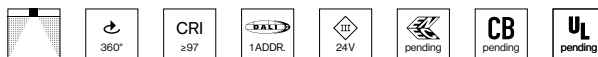
COLOUR TEMPERATURE	
3000K	0
4000K	1

MATERIAL COLOUR	
● white aluminium RAL 9006	6
● black RAL 9021	8

BEAM ANGLE	
lead asymmetric	



### FINA SUPPORT lead



#### INSET SQUARE

INS. POWER	COLOUR TEMP.	LUM. FLUX	L (mm)	ORDER CODE
3.6 W	3000 K	233lm	200	0 1 1 - 1 8 0 2 :: 1 A
	4000 K	255lm		
7.3 W	3000 K	467lm	400	0 1 1 - 1 8 0 3 :: 1 A
	4000 K	511lm		
11.6 W	3000 K	746lm	600	0 1 1 - 1 8 0 4 :: 1 A
	4000 K	818lm		
14.6 W	3000 K	933lm	800	0 1 1 - 1 8 0 5 :: 1 A
	4000 K	1020lm		
18.2 W	3000 K	1170lm	1000	0 1 1 - 1 8 0 6 :: 1 A
	4000 K	1280lm		
21.8 W	3000 K	1400lm	1200	0 1 1 - 1 8 0 7 :: 1 A
	4000 K	1530lm		

light inset incl. 1 electrical linear connector

### Mounting poles

see last page

### Electrical accessories

#### POWER SUPPLY 24 V EU 220-240 V AC, 50-60 Hz, PC II

incl. power cable 2m + connection cable with plug 1m

TYPE	L-W-H (mm)	ORDER CODE
18 W   non DIM	130-43-30	0 1 1 - 9 2 1 2 1 1 0
35 W   non DIM	195-43-30	0 1 1 - 9 2 1 2 2 1 0
60 W   non DIM	220-43-30	0 1 1 - 9 2 1 2 3 1 0
18 W   DALI-2	130-43-30	0 1 1 - 9 2 1 2 1 3 0
35 W   DALI-2	195-43-30	0 1 1 - 9 2 1 2 2 3 0
60 W   DALI-2	220-43-30	0 1 1 - 9 2 1 2 3 3 0

#### POWER SUPPLY 24 V UL 100-120 V AC, 50-60 Hz, PC II

incl. connection cable with plug 1m

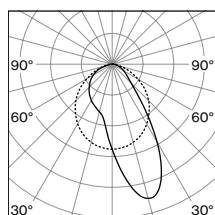
TYPE	L-W-H (mm)	ORDER CODE
20 W   non DIM	153-41-32	0 1 1 - 9 2 8 2 1 1 0
40 W   non DIM	210-40-30	0 1 1 - 9 2 8 2 2 1 0
60 W   non DIM	250-40-30	0 1 1 - 9 2 8 2 3 1 0
60 W   DALI-2	176-45-32	0 1 1 - 9 2 8 2 3 3 0
60 W   1-10 V	176-45-32	0 1 1 - 9 2 8 2 3 2 0

### Other accessories

#### EXTENSION CABLE

TYPE	L (mm)	ORDER CODE
1×socket / 1×plug	1000	0 1 1 - 9 2 2 2 1 2 0
1×socket / 1×plug	2000	0 1 1 - 9 2 2 2 1 4 0
1×socket / 1×plug	4000	0 1 1 - 9 2 2 2 1 8 0

### Light distribution



lead asymmetric

**INSET POWER** is the current consumption excluding any ballast  
**LUMINOUS FLUX** value calculated for CRI≥97, colour black



## FINA SUPPORT stadio system

standing

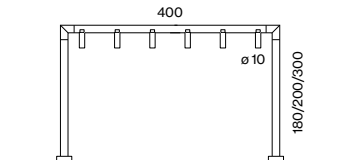
**EN** Miniature rectangular lamp made of aluminium; angular design; surface lacquered; plug and play electrical connector system for toolless mounting; different mechanical and electrical poles available; for flexible system design; equipped with miniature spotlight heads; spotlight heads rotatable and tiltable; high quality lens system; precise radiation characteristics with different beam angles; light inset rotatable; energy-efficient LEDs with very good colour rendering; converter plug and play; converter separately available

**DE** Miniatur Bügelleuchte aus Aluminium; kantige Bauform; Oberfläche lackiert; durchkontaktiertes elektrisches Stecksystem für werkzeuglose Montage; unterschiedliche mechanische und elektrische Poles verfügbar; für flexiblen Systemaufbau; bestückt mit Miniatur-Strahlerköpfen; Strahlerköpfe dreh- und schwenkbar; hochwertige Linsensystem; präzise Abstrahlcharakteristik mit verschiedenen Ausstrahlwinkeln; Lichteinsatz drehbar; energieeffiziente LEDs mit sehr guter Farbwiedergabe; Konverter steckerfertig vorkonfektioniert; Konverter ist separat zu bestellen

### Quickinfo

3000 K, 4000 K  
 CRI ≥ 95 (R9 ≥ 90)  
 L80 @ 50000h  
 up to 60lm per spot  
 non DIM, DALI-2

### Types



### Colours



### Light distributions



CRI ≥ 95  
 R9 ≥ 90



360° rotatable  
 90° tiltable



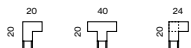
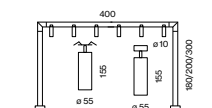
easy  
 exchangeable

### Order options

COLOUR TEMPERATURE	
3000K	0
4000K	1

MATERIAL COLOUR	
● white aluminium RAL 9006	6
● black RAL 9021	8

BEAM ANGLE	
spot 18°	S
medium 30°	M
flood 39°	F



### FINA SUPPORT studio 10



#### INSET SQUARE

INS. POWER	COLOUR TEMP.	LUM. FLUX	L (mm)	ORDER CODE
4.2W	3000K	6×55lm	400	0 1 1 - 2 2 0 3 :: 1 ▣ ▲
4.5W	4000K	6×60lm		

light inset incl. 1 electrical linear connector

#### Mounting poles

see last page

#### Electrical accessories

##### POWER SUPPLY 24V EU 220-240V AC, 50-60Hz, □ PC II

incl. power cable 2m + connection cable with plug 1m

TYPE	L-W-H (mm)	ORDER CODE
18W   non DIM	130-43-30	0 1 1 - 9 2 1 2 1 1 0
35W   non DIM	195-43-30	0 1 1 - 9 2 1 2 2 1 0
60W   non DIM	220-43-30	0 1 1 - 9 2 1 2 3 1 0

18W   DALI-2	130-43-30	0 1 1 - 9 2 1 2 1 3 0
35W   DALI-2	195-43-30	0 1 1 - 9 2 1 2 2 3 0
60W   DALI-2	220-43-30	0 1 1 - 9 2 1 2 3 3 0

##### POWER SUPPLY 24V UL 100-120V AC, 50-60Hz, □ PC II

incl. connection cable with plug 1m

TYPE	L-W-H (mm)	ORDER CODE
20W   non DIM	153-41-32	0 1 1 - 9 2 8 2 1 1 0
40W   non DIM	210-40-30	0 1 1 - 9 2 8 2 2 1 0
60W   non DIM	250-40-30	0 1 1 - 9 2 8 2 3 1 0

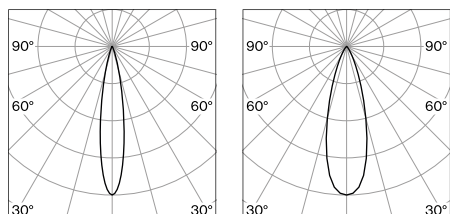
60W   DALI-2	176-45-32	0 1 1 - 9 2 8 2 3 3 0
60W   1-10V	176-45-32	0 1 1 - 9 2 8 2 3 2 0

#### Other accessories

##### EXTENSION CABLE

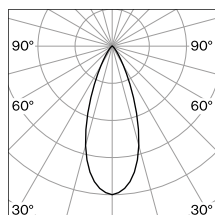
TYPE	L (mm)	ORDER CODE
1×socket / 1×plug	1000	0 1 1 - 9 2 2 2 1 2 0
1×socket / 1×plug	2000	0 1 1 - 9 2 2 2 1 4 0
1×socket / 1×plug	4000	0 1 1 - 9 2 2 2 1 8 0

#### Light distributions



spot 18°

medium 30°



flood 39°

**INSET POWER** is the current consumption excluding any ballast  
**LUMINOUS FLUX** value calculated for CRI≥95, colour black



## Pole overview



### L-SUPPORT standing

**EN** Arranged linearly along the showcase table, FINA support System, electrically and mechanically connected via the L-Support Poles, ensures excellent illumination of the products or exhibits without restricting the view.

**DE** Lineare angeordnet entlang des Vitrinen Tisches sorgt FINA support System, elektrisch und mechanisch über die L-Support Pole verbunden, für eine hervorragende Ausleuchtung der Ware oder Exponate, ohne den Blick darauf einzuschränken.



### T-SUPPORT standing

**EN** The T-Support Pole of the FINA support system is primarily used for large display case when several light insets are combined and arranged in a row. The T-Support poles are used to connect them together electrically and mechanically.

**DE** Die T-Support Pole des FINA support Systems findet vor allem bei großen Vitrinenflächen ihren Einsatz, wenn mehrere Lichteinsätze kombiniert und aneinandergereiht werden. Mittels der T-Support Pole werden diese elektrisch und mechanisch miteinander verbunden.



### Y-SUPPORT standing

**EN** The Y-connectors of the FINA support system enable ideal illumination of the entire display case by allowing different insets to be mechanically and electrically connected to each other, even via corners.

**DE** Die Y-Connectors des FINA support Systems ermöglichen eine ideale Ausleuchtung der gesamten Vitrine, indem unterschiedliche Insets auch über Ecken miteinander mechanisch und elektrisch verbunden werden können.

### Order options

TYPE	
mechanical* ①	1
mechanical/electrical ②	2
mechanical/feeder ③	3

\*only for L-SUPPORT

MATERIAL COLOUR	
● white aluminium RAL 9006	6
● black RAL 9021	8

### Mounting poles

L-SUPPORT SQUARE ① ③		ORDER CODE
	L (mm)	
	180	0 1 1 - 9 1 2 1 1 ② ④
	200	0 1 1 - 9 1 2 1 2 ② ④
	300	0 1 1 - 9 1 2 1 3 ② ④
300	0 1 1 - 9 1 2 1 3 ② ④	

T-SUPPORT SQUARE ②		ORDER CODE
	L (mm)	
	180	0 1 1 - 9 1 2 2 1 ② ④
	200	0 1 1 - 9 1 2 2 2 ② ④
	300	0 1 1 - 9 1 2 2 3 ② ④

Y-SUPPORT SQUARE ② ③		ORDER CODE
	L (mm)	
	180	0 1 1 - 9 1 2 3 1 ② ④
	200	0 1 1 - 9 1 2 3 2 ② ④
	300	0 1 1 - 9 1 2 3 3 ② ④

### Planning examples

