

## FRAME 40 system

recessed with trim

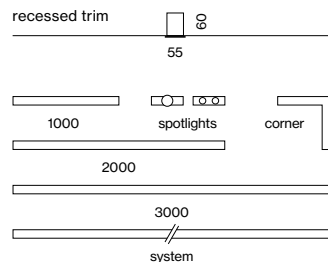
**EN** Luminaire housing made of extruded aluminium; recessed luminaire with trim; designed for continuous lighting systems; suitable for ceiling thickness of 8-25 mm; surface powder coated; luminaire profile for mounting available in advance; remaining luminaire components mounted without tools; HPO (High Performance Opal) cover in the length of the light inset or continuous cover (both separately available); optional high gloss reflector with faceted design; pre-assembled power rail for power supply in luminaire profile; voltage tap of the light inset on the power rail; light inset consisting of highly reflective coated extruded profile for improved thermal management; energy-efficient LEDs with very good colour rendering; optionally spotlight modules can be installed

**IT** Corpo illuminante in profilo di alluminio estruso; apparecchio da incasso con bordo perimetrale; per sistemi di file continue; per soffitti di spessore 8-25 mm; verniciatura a polvere; profilo consegnabile in anticipo; restanti componenti montabili senza utensili; cover HPO (High Performance Opal) della lunghezza dell'inserito luminoso o cover continua (entrambe da ordinare separatamente); in opzione riflettore ad alta lucentezza con design sfaccettato; binario elettrificato pre-montato per l'alimentazione nel profilo; presa di tens. per inserto lum. sul binario elettr.; unità d'illuminazione in profilo di alluminio estruso con verniciatura altamente riflettente per gestione termica migliorata; LED ad efficienza energetica con elevata resa cromatica; a scelta è possibile installare inserti a faretto

### Quickinfo

3000K, 4000K  
 CRI ≥ 90, 3 SDCM  
 up to 3270 lm/m  
 up to 142 lm/W  
 L90 @ 50 000 h  
 DALI-2  
 opal, microprismatic,  
 reflector (UGR ≤ 19)

### Types



### Colours




### Light distributions



DiiA® standards  
 251, 252, 253



snap-in system  
 (patent pending)



DIN EN 12464-1  
 UGR ≤ 19



spotlight  
 insets



breakable  
 flex insets

### Order options

LED TYPE	
mid lumen	1
high lumen	2

COLOUR TEMPERATURE	
3000K	0
4000K	1

CONTROL	
DALI-2	

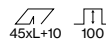
MATERIAL COLOUR	
<input type="radio"/> traffic white RAL 9016	7
<input checked="" type="radio"/> white aluminium RAL 9006	G
<input type="radio"/> jet black RAL 9005	8

MATERIAL COLOUR	
<input type="radio"/> traffic white RAL 9016	W
<input checked="" type="radio"/> white aluminium RAL 9006	G
<input type="radio"/> jet black RAL 9005	8

LENGTH	
1000mm	1
2000mm	2
3000mm	3

LIGHT OPTIC COVER	
opal high performance	H
microprismatic	Z
reflector (UGR ≤ 19)	

LIGHT OPTIC COLOUR	
chrome reflector	R
dark chrome reflector	B



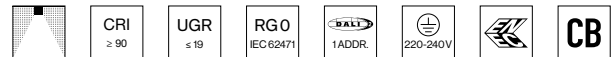
### FRAME 40 trim

#### INSTALLATION CHANNEL

TYPE	L (mm)	ORDER CODE
channel	1000	042-700201
channel	2000	042-700401
channel	3000	042-700601
channel corner 90°/cover	250 x 250	042-700C01

#### LIGHT OPTIC COVER 40

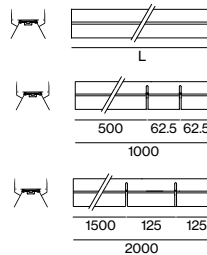
TYPE	L (mm)	ORDER CODE
linear cover	see left	006-42L0010
continuous linear cover	6000	006-2206010
continuous linear cover	25000	006-2225010
blind cover	see left	006-42L001B



#### LIGHT INSET 40

SYSTEM POWER (MID/HIGH LUMEN)	L (mm)	ORDER CODE
12.1/18.5W	1000	042-01A2:37
23.4/36W	2000	042-01A4:37
34/54W	3000	042-01A6:37
12.1/18.5W flex	500-1000	042-01AF:37
23.4/36W flex	1500-2000	042-01AG:37

LED TYPE / COVER	SYSTEM POWER	DELIVERED LM	EFFICACY
mid lumen/opal/4000K	11.7W/m	1470lm/m	128lm/W
high lumen/opal/4000K	18.4W/m	2260lm/m	126lm/W



### Reflector Insets

#### LIGHT INSET 40 REFLECTOR

SYS. POWER	COLOUR TEMP.	LUM. FLUX	L (mm)	ORDER CODE
12.2W	3000K	1510lm	500	042-0111:37
	4000K	1630lm		
24.4W	3000K	3020lm	1000	042-0112:37
	4000K	3270lm		
36W	3000K	4540lm	1500	042-0113:37
	4000K	4900lm		
48W	3000K	6050lm	2000	042-0114:37
	4000K	6530lm		
67W	3000K	8810lm	3000	042-0116:37
	4000K	9510lm		

### Spotlight Insets

see next page

### Accessories

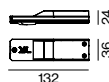
#### END CAPS

TYPE	ORDER CODE
end caps (pair)	042-709001



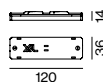
#### POWER FEEDER UNIT

TYPE	ORDER CODE
power feeder unit	042-1093230



#### LINEAR CONNECTOR

TYPE	ORDER CODE
mechanical linear connector	042-7091110
mechanical & electrical linear connector	042-7091230
opal cover linear connector	042-1091910
microprismatic cover linear connector	042-1091810



#### MOUNTING BRACKET

TYPE	CEILING THICKNESS (mm)	ORDER CODE
mounting bracket (1 piece)	8-25	042-7092110
mounting bracket (25 pieces)	8-25	042-7092110.25

number of brackets required: length of your system in metres+1

LUMINOUS FLUX value calculated for 4000K, CRI ≥ 90, colour white, cover opal 3000K -5%, microprismatic -11%



## SPOTLIGHT insets

profiles 40

EN Cylindrical spotlight made of aluminium; powder coated; spotlight can be installed without tools in MINO 40 system or FRAME 40 system; choice of single lamp or double lamps; spotlight head rotatable (SASSO 40) or rotatable and tiltable (BO); converter in the adapter; high quality, aluminium, vapour deposition coated reflector with faceted design; precise radiation characteristics with different beam angles; optional asym. light distribution; good glare reduction due to recessed light point plane; optical attachments as accessories; COB (Chip on Board) technology for maximum efficiency; no multiple shadows; energy-eff. LEDs - very good colour rendering

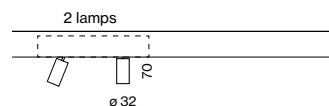
II Faretto cilindrico in alluminio; verniciatura a polvere; faretto installabile senza attrezzi nel sistema MINO 40 o nel sistema FRAME 40; a scelta di monoemissione o biemissione; testa del faretto ruotabile (SASSO 40) o ruotabile e orientabile (BO); convertitore nell'adattatore; riflettore d'alta qualità con ottica sfaccettata in alluminio applicato a vapore; curva fotometrica precisa con diversi angoli di emissione; in opzione distribuzione asim. della luce; ottima schermatura con superficie di emissione arretrata; unità ottiche come accessori; con tecnologia COB (Chip on Board) per la massima efficienza; assenza di ombre multiple; LED a risp. energ. - ottima resa cromatica

### Quickinfo

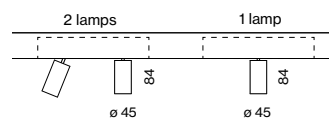
3000K, 4000K  
 CRI ≥ 90, 2 SDCM  
 BO 32 up to 79lm/W  
 BO 45 up to 85lm/W  
 SASSO 40 up to 84lm/W  
 L80 @ 50000h  
 DALI-2

### Types

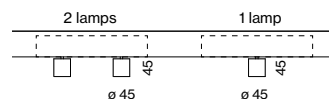
BO 32



BO 45



SASSO 40 wallwasher floor



### Colours



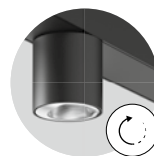
### Light distributions



DiiA® standards  
 251, 252, 253



snap-in system  
 (patent pending)



wallwasher floor  
 360° rotatable



wallwasher  
 floor

## Order options

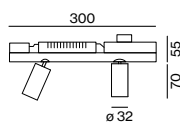
<b>COLOUR TEMPERATURE</b>	☑☑
3000K	0
4000K	1

<b>CONTROL</b>	
DALI-2	

<b>MATERIAL COLOUR</b>	☑
○ traffic white RAL 9016	7
● jet black RAL 9005	8

<b>BEAM ANGLE SPOTLIGHT 32</b>	▲
spot 18°	S
medium 23°	M
flood 37°	F

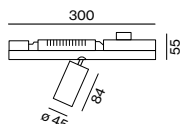
<b>BEAM ANGLE SPOTLIGHT 45</b>	▲
spot 14°	S
medium 24°	M
flood 39°	F



## BO 32



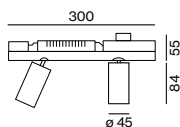
<b>2 LAMPS</b>		
<b>SYSTEM POWER</b>	<b>LUMINOUS FLUX</b>	<b>ORDER CODE</b>
20.6W	2×810lm	042-0610☑☑☑▲



## BO 45

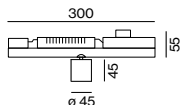


<b>1 LAMP</b>		
<b>SYSTEM POWER</b>	<b>LUMINOUS FLUX</b>	<b>ORDER CODE</b>
15W	spot 1060lm	042-0520☑☑☑▲
15.9W	medium, flood 1340lm	042-0520☑☑☑▲

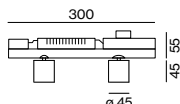


<b>2 LAMPS</b>		
<b>SYSTEM POWER</b>	<b>LUMINOUS FLUX</b>	<b>ORDER CODE</b>
30W	spot 2×1060lm	042-0620☑☑☑▲
32W	medium, flood 2×1340lm	042-0620☑☑☑▲

## SASSO 40 wallwasher / floor



<b>1 LAMP</b>		
<b>SYSTEM POWER</b>	<b>LUMINOUS FLUX</b>	<b>ORDER CODE</b>
9W	659lm	042-0520☑☑☑▲



<b>2 LAMPS</b>		
<b>SYSTEM POWER</b>	<b>LUMINOUS FLUX</b>	<b>ORDER CODE</b>
15.9W	2×659lm	042-0620☑☑☑▲

## Optical accessories

### HONEYCOMB LOUVER

<b>TYPE</b>	<b>Ø-H (mm)</b>	<b>ORDER CODE</b>
BO 32	30-3	007-1965168
BO 45	42-3	007-1965188

### OVAL LENS

<b>TYPE</b>	<b>Ø-H (mm)</b>	<b>ORDER CODE</b>
BO 32	30-3	007-1965860
BO 45	42-3	007-1965880

### SOFT LENS

<b>TYPE</b>	<b>Ø-H (mm)</b>	<b>ORDER CODE</b>
BO 32	30-3	007-1965960
BO 45	42-3	007-1965980

### WALLWASHER LENS

<b>TYPE</b>	<b>Ø-H (mm)</b>	<b>ORDER CODE</b>
BO 32	30-3	007-1965760
BO 45	42-3	007-1965780

LUMINOUS FLUX value calculated for 4000K, CRI ≥ 90, colour white, medium 3000K -5%