



## BO 32 / 45 / 55

intrack

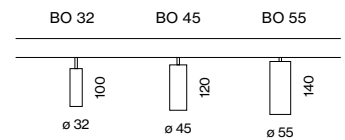
**EN** Track light made of die-cast aluminium; powder coated; spotlight head rotates 360° and tilts 90°; choice of single lamp, double lamps or triple lamp; converter in the adapter; with optional high quality lens system with precise radiation characteristic; or high quality, aluminium, vapour deposition coated reflector with faceted design; precise radiation characteristics with different beam angles; good glare reduction due to recessed light point plane; optical attachments as accessories; COB (Chip on Board) technology or high power LEDs - maximum efficiency; no multiple shadows; energy-eff. LEDs - very good colour rendering; adapter for toolless insertion or movement on a variety of 3-phase power tracks; adapter flush with the power track

**FR** Spot sur rail en fonte d'aluminium injectée ; thermolaquée ; tête de spot pivotant à 360° et orientable à 90° ; au choix à une, deux ou trois lampes ; convertisseur dans l'adaptateur ; également possible avec une optique de lentilles de haute qualité présentant des caractéristiques de rayonnement précises ; ou réflecteur de grande qualité, métallisé à l'aluminium avec optique facette ; précision de caractéristique de rayonnement avec divers angles de diffusion ; bon anti-éblouissement grâce aux points lumineux en retrait ; éléments optiques comme accessoires ; technologie COB ou High-Power-LED - efficacité maximale ; pas d'ombres multiples ; LED à haut rend. énerg. - excellent rendu coul. ; adaptateur pour installation ou déplacement sans outil dans différents rails triphasés ; adaptateur à fleur de rail d'alimentation

### Quickinfo

2700 K, 3000 K, 3500 K, 4000 K  
 CRI ≥ 90, 2 SDCM  
 BO 32 up to 69lm/W  
 BO 45 up to 91lm/W  
 BO 55 up to 85lm/W  
 L80 @ 50 000 h  
 DALI-2

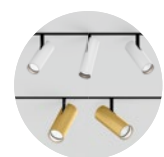

### Types



### Colours



### Light distributions




only one adapter with 2 or 3 lamps



360° rotatable  
90° tiltable



glare control via  
honeycomb louver



oval lens for oval  
light illumination



CRI ≥ 95  
2 SDCM

## Order options

### COLOUR TEMPERATURE

|       |   |
|-------|---|
| 2700K | 4 |
| 3000K | 5 |
| 3500K | 7 |
| 4000K | 6 |

### CONTROL

DALI-2

### MATERIAL COLOUR

|                          |   |
|--------------------------|---|
| ○ traffic white RAL 9016 | 7 |
| ● jet black RAL 9005     | 8 |
| ● special colours        | X |

### BEAM ANGLE BO 32

|            |   |
|------------|---|
| spot 18°   | S |
| medium 23° | M |
| flood 37°  | F |

### BEAM ANGLE BO 45

|               |   |
|---------------|---|
| super spot 8° | V |
| spot 14°      | S |
| medium 24°    | M |
| flood 39°     | F |

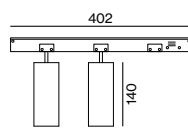
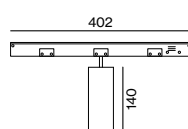
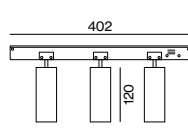
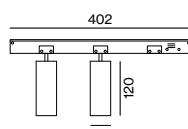
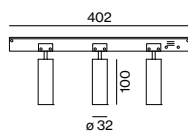
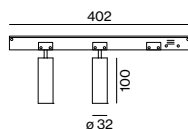
### BEAM ANGLE BO 55

|            |   |
|------------|---|
| spot 17°   | S |
| medium 31° | M |
| flood 37°  | F |

## Options on request

### COLOUR RENDERING INDEX

CRI ≥ 95, 2 SDCM



## BO 32 intrack



### TRACK LIGHT

| TYPE    | SYS. POWER | LUMINOUS FLUX | ORDER CODE  |
|---------|------------|---------------|-------------|
| 2 lamps | 20.5W      | 1440lm        | 180-7140::3 |
| 3 lamps | 28.8W      | 2020lm        | 180-7150::3 |

## BO 45 intrack



### TRACK LIGHT

| TYPE    | SYS. POWER | LUMINOUS FLUX        | ORDER CODE  |
|---------|------------|----------------------|-------------|
| 2 lamps | 14.2W*     | super spot 2×320lm   | 180-7240::3 |
|         | 30W        | spot 2×1020lm        | 180-7240::3 |
|         | 32W        | med., flood 2×1330lm | 180-7240::3 |
| 3 lamps | 45W        | spot 3×1020lm        | 180-7250::3 |
|         | 42W        | med., flood 3×1180lm | 180-7250::3 |

\*do not use optical filters

## BO 55 intrack



### TRACK LIGHT

| TYPE    | SYS. POWER | LUMINOUS FLUX | ORDER CODE  |
|---------|------------|---------------|-------------|
| 1 lamp  | 24.8W      | 1940lm        | 180-7330::3 |
| 2 lamps | 43W        | 3460lm        | 180-7340::3 |

## Optical accessories

### HONEYCOMB LOUVER

| TYPE  | Ø-H (mm) | ORDER CODE  |
|-------|----------|-------------|
| BO 32 | 30·3     | 007-1965168 |
| BO 45 | 42·3     | 007-1965188 |
| BO 55 | 50·3     | 007-1965598 |

### OVAL LENS

| TYPE  | Ø-H (mm) | ORDER CODE  |
|-------|----------|-------------|
| BO 32 | 30·3     | 007-1965860 |
| BO 45 | 42·3     | 007-1965880 |
| BO 55 | 50·3     | 007-1965890 |

### SOFT LENS

| TYPE  | Ø-H (mm) | ORDER CODE  |
|-------|----------|-------------|
| BO 32 | 30·3     | 007-1965960 |
| BO 45 | 42·3     | 007-1965980 |
| BO 55 | 50·3     | 007-1965990 |

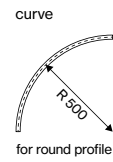
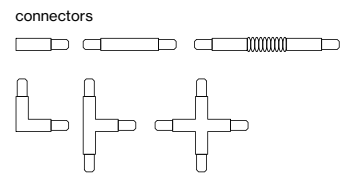
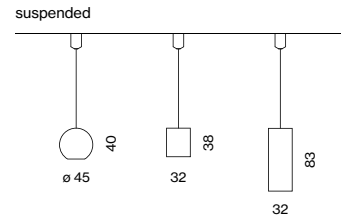
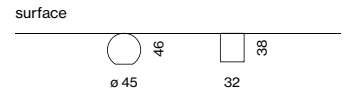
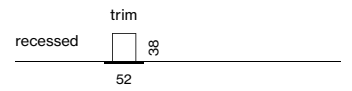
### WALLWASHER LENS

| TYPE  | Ø-H (mm) | ORDER CODE  |
|-------|----------|-------------|
| BO 32 | 30·3     | 007-1965760 |
| BO 45 | 42·3     | 007-1965780 |
| BO 55 | 50·3     | 007-1965790 |

LUMINOUS FLUX value calculated for  
3000K, CRI ≥ 90, colour white, flood  
2700K -5%, 3500K +0.5%, 4000K +7%



**Types**



**Colours**



**TRACK 3-phase**  
recessed/surface/suspended



curve connector



optimised adapter integration

# TRACK recessed

## Order options

### CONTROL

non DIM

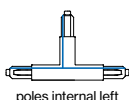
DALI-2

### MATERIAL COLOUR

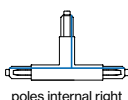
○ pure white RAL 9010 7

● jet black RAL 9005 8

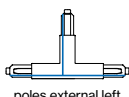
## Pole options



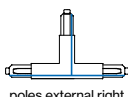
poles internal left



poles internal right



poles external left



poles external right



poles end feed left



poles end feed right

## TRACK 3-phase/3-phase + DALI-2-bus



### TRACK 240V-16A

| L (mm) | ORDER CODE |
|--------|------------|
| 2000   | 186-012213 |
| 3000   | 186-012313 |
| 4000   | 186-012413 |

end cap 186-022011

end feed left 186-022313

end feed right 186-022413

middle feed 186-021323

### CONNECTORS 240V-16A

TYPE linear connector 186-021113

I-connector 186-022123

L-connector right 186-022133

L-connector left 186-022233

T-connector right (poles internal) 186-022143

T-connector left (poles internal) 186-022243

T-connector right (poles external) 186-022173

T-connector left (poles external) 186-022273

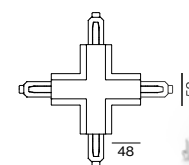
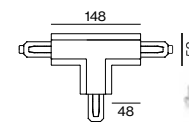
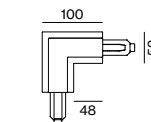
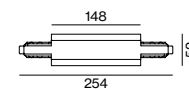
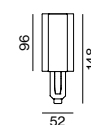
X-connector 186-022153

### MOUNTING ACCESSORIES

TYPE clip 186-0225110

cutting tool 186-0219110

35xL



# TRACK

## surface/suspended

### Order options


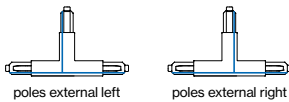
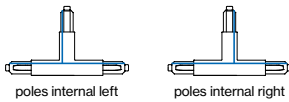
#### CONTROL

non DIM  
 DALI-2

#### MATERIAL COLOUR

- pure white RAL 9010 7
- grey 6
- jet black RAL 9005 8

### Pole options



### TRACK 3-phase/3-phase + DALI-2-bus



#### TRACK 240V-16A

| L (mm) | ORDER CODE |
|--------|------------|
| 1000   | 186-011123 |
| 2000   | 186-011223 |
| 3000   | 186-011323 |
| 4000   | 186-011423 |

end cap 186-021011

end feed left 186-021313  
 end feed right 186-021413  
 middle feed\* 186-021323

\*only available in white and black

#### CONNECTORS 240V-16A

TYPE ORDER CODE  
 linear connector 186-021113

I-connector 186-021123

L-connector right 186-021133

L-connector left 186-021233

T-connector right (poles internal) 186-021143

T-connector left (poles internal) 186-021243

T-connector right (poles external) 186-021173

T-connector left (poles external) 186-021273

X-connector 186-021153

adjustable corner connector 186-021163

#### MOUNTING ACCESSORIES

TYPE ORDER CODE  
 ceiling clip 186-021511

pendant clip cable 186-021521

pendant clip rod 186-021541

joiner piece cable 186-021531

joiner piece rod 186-021551

cutting tool 186-0219110

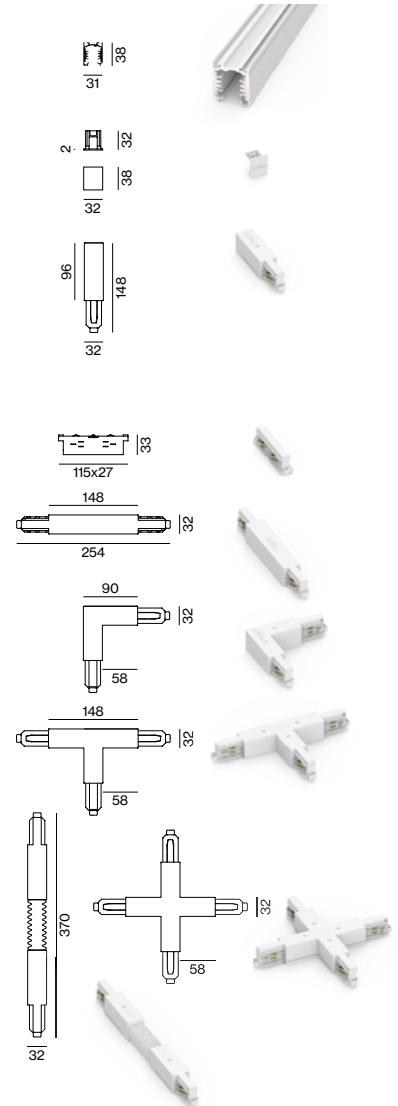
#### SUSPENSION KIT

TYPE ORDER CODE  
 pendant 1000 186-021611

cable 1500 186-0217110

cable 3000 186-0217210

cable 5000 186-0217310



# TRACK high

## surface/suspended

### Order options

#### CONTROL

non DIM

DALI-2

#### MATERIAL COLOUR

○ pure white RAL 9010 7

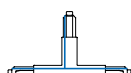
● jet black RAL 9005 8

### Options on request

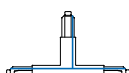
#### LIGHT OPTIC COVER

inset indirect

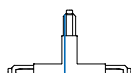
### Pole options



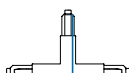
poles internal left



poles internal right



poles external left



poles external right



poles end feed left



poles end feed right

### TRACK high 3-phase/3-phase + DALI-2-bus



#### TRACK 240V-16A

| L (mm) | ORDER CODE |
|--------|------------|
| 1000   | 186-016113 |
| 2000   | 186-016213 |
| 3000   | 186-016313 |
| 4000   | 186-016413 |

end cap 186-026011

end feed left 186-026313

end feed right 186-026413

middle feed 186-021323

#### CONNECTORS 240V-16A

TYPE linear connector 186-026113

I-connector 186-026123

L-connector right 186-026133

L-connector left 186-026233

T-connector right (poles internal) 186-026143

T-connector left (poles internal) 186-026243

T-connector right (poles external) 186-026173

T-connector left (poles external) 186-026273

X-connector 186-026153

#### MOUNTING ACCESSORIES

TYPE pendant clip cable 186-0265210

pendant sheet metal clip 186-0215220

pendant clip rod 186-0265410

joiner piece cable 186-0265310

joiner piece rod 186-0265510

cutting tool 186-0219110

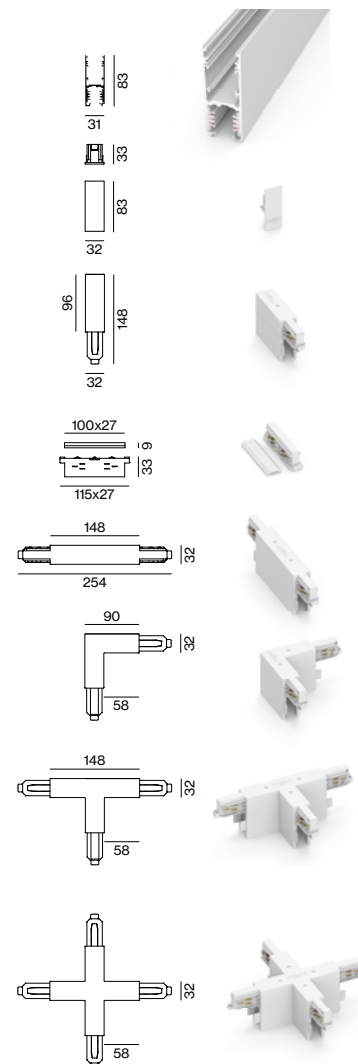
#### SUSPENSION KIT

TYPE pendant 1000 186-0216110

cable 1500 186-0217110

cable 3000 186-0217210

cable 5000 186-0217310



# TRACK round surface/suspended

## Order options

### CONTROL

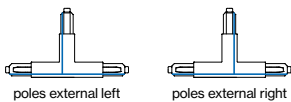
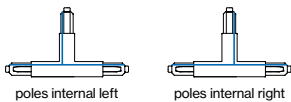
non DIM

DALI-2

### MATERIAL COLOUR

- pure white RAL 9010 7
- jet black RAL 9005 8

## Pole options



## TRACK round 3-phase/3-phase + DALI-2-bus



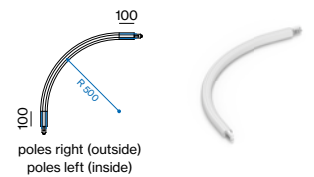
### TRACK 240V-16A

| L (mm) | ORDER CODE |
|--------|------------|
| 1000   | 186-015113 |
| 2000   | 186-015213 |
| 3000   | 186-015313 |
| 4000   | 186-015413 |



### TRACK CURVE 240V-16A

| TYPE            | ORDER CODE |
|-----------------|------------|
| R 500 90° left  | 186-015853 |
| R 500 90° right | 186-015863 |



|         |            |
|---------|------------|
| end cap | 186-025011 |
|---------|------------|



|                |            |
|----------------|------------|
| end feed left  | 186-025313 |
| end feed right | 186-025413 |
| middle feed    | 186-021323 |



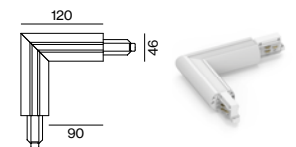
### CONNECTORS 240V-16A

| TYPE             | ORDER CODE |
|------------------|------------|
| linear connector | 186-021113 |



|                              |            |
|------------------------------|------------|
| L-connector right (external) | 186-025133 |
| L-connector left (internal)  | 186-025233 |

|                                    |            |
|------------------------------------|------------|
| T-connector left (poles external)  | 186-025243 |
| T-connector right (poles external) | 186-025143 |
| T-connector right (poles internal) | 186-025273 |
| T-connector left (poles internal)  | 186-025173 |



|             |            |
|-------------|------------|
| X-connector | 186-025153 |
|-------------|------------|

### MOUNTING ACCESSORIES

| TYPE               | ORDER CODE |
|--------------------|------------|
| pendant clip cable | 186-025521 |
| pendant clip rod   | 186-025541 |

|                    |            |
|--------------------|------------|
| joiner piece cable | 186-025531 |
| joiner piece rod   | 186-025551 |

|              |             |
|--------------|-------------|
| cutting tool | 186-0279110 |
|--------------|-------------|

### SUSPENSION KIT

| TYPE         | ORDER CODE  |
|--------------|-------------|
| pendant 1000 | 186-021611  |
| cable 1500   | 186-0217110 |
| cable 3000   | 186-0217210 |
| cable 5000   | 186-0217310 |