

BETO

suspended

^{EN} Luminaire housing from extruded aluminium profile, angular design; extremely slim design (only 42 × 42 mm); no visible screws; surface powder coated; pendant fitting with cable suspension; with integrated tool-less suspension height adjustment; spring clip attachment to the luminaire; freely positionable; with feeder cable; extruded profile for improved thermal management; high-gloss reflector with faceted design; direct / indirect light distribution; indirect light component with integrated PC boards and high-quality lens system for maximum, homogeneous ceiling illumination, optionally separately controllable; energy-efficient LEDs with very good colour rendering

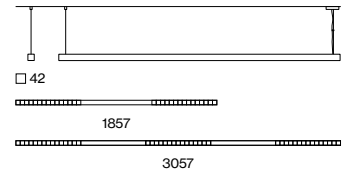
□ Corpo illuminante in profilo di alluminio estruso, modello squadrato; forma estremamente sottile (solo 42 × 42 mm); nessuna vite visibile; verniciatura a polvere; sospeso con cavo a sospensione; altezza regolabile sull'apparecchio, senza utensili; fissaggio sull'apparecchio tramite clip a molla; libertà di posizionamento; con cavo di alimentazione; profilo di alluminio estruso per migliorare il bilancio termico; riflettore ad alta lucentezza con design sfaccettato; emissione diretta / indiretta; luce indiretta con chip dedicati e ottica lenticolare d'alta qualità, per una luminosità estensiva ed omogenea sul soffitto, a scelta con comandi separati; LED ad efficienza energetica con elevata resa cromatica

Quickinfo

3000 K, 4000 K, TW
 CRI ≥ 80, CRI ≥ 90, 3 SDCM
 UGR ≤ 16 / 65° ≤ 1500 cd/m²
 up to 156 lm/W
 L90 @ 50 000 h
 DALI-2, DALI-2 sensor
 reflector (UGR ≤ 16)

Types

BETO suspended



Colours




luminaire

reflector

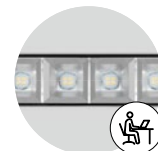
Light distributions



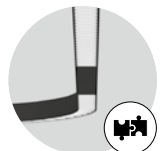
indir. direct
indirect



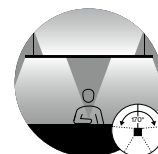
DiiA® standards
251, 252, 253



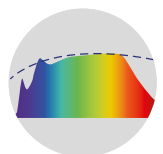
DIN EN 12464-1
UGR ≤ 19



system
solution (p. 838)



glare-free direct
and 170° indirect
illumination



CRI ≥ 98
XPECTRUM

Order options

COLOUR TEMPERATURE

3000 K (CRI \geq 90)	0
4000 K (CRI \geq 90)	1
3000 K (CRI \geq 80)	5
4000 K (CRI \geq 80)	6
tunable white 2700–6500 K*	

*DALI-2 DT8, CRI \geq 90

3000 K + TW 2700–6500 K*

4000 K + TW 2700–6500 K*

*DALI-2 DT8 (separately controllable),
CRI \geq 90

CONTROL

DALI-2	3
DALI-2 D/I separately control.*	4
DALI-2 sensor	7

*not for tunable white 1857 mm;
not for indirect power

MATERIAL COLOUR

○ pure white RAL 9010	7
● jet black RAL 9005	8

REFLECTOR COLOUR

↗ chrome	R
● dark chrome	B

LIGHT OPTIC COVER

reflector (UGR \leq 16)

Options on request

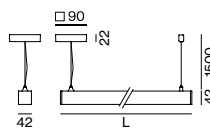
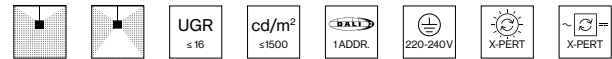
COLOUR RENDERING INDEX

CRI \geq 98 XPECTRUM

CONTROL

Casambi

BETO suspended

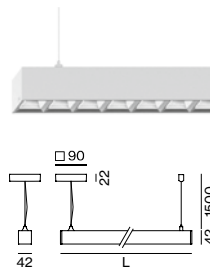


INDIRECT POWER

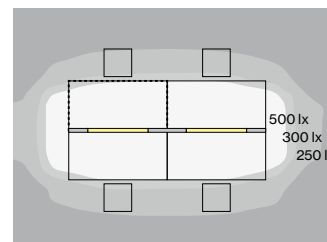
SYS. POWER	COLOUR TEMP.	LUM. FLUX	L (mm)	ORDER CODE
56 W	3000 K	↑ 7330lm	3457	074-62N9
	4000 K	↑ 8360lm		
63 W	2700–6500 K	↑ 6880lm	3457	074-62N9D

DIRECT / INDIRECT POWER

SYS. POWER	COLOUR TEMP.	LUM. FLUX	L (mm)	ORDER CODE
49 W	3000 K	↓ 3240/± 3450lm	1857	074-6246
	4000 K	↓ 3690/± 3930lm		
53 W	3000 K	↓ 2970lm	1857	074-62D654
(2× DALI)	2700–6500 K	↑ 3050lm		
53 W	4000 K	↓ 3200lm	1857	074-62D664
(2× DALI)	2700–6500 K	↑ 3050lm		
53 W (2×)	2700–6500 K	↑ 6210lm	1857	074-6246D
86 W	3000 K	↓ 4860/± 6900lm	3057	074-6249
	4000 K	↓ 5530/± 7850lm		
93 W	3000 K	↓ 4450lm	3057	074-62D954
(2× DALI)	2700–6500 K	↑ 6110lm		
93 W	4000 K	↓ 4810lm	3057	074-62D964
(2× DALI)	2700–6500 K	↑ 6110lm		
92 W (2×)	2700–6500 K	↑ 13220lm	3057	074-6249D



Technical data



BETO suspended, 86 W, 4000 K
direct/indirect power

ROOM VALUES

Room dimensions	5.4 × 4 × 2.8 m
Reflection factor	0.7 0.5 0.2
Maintenance factor	0.8
Mounting height	2.25 m

CALCULATION SURFACE

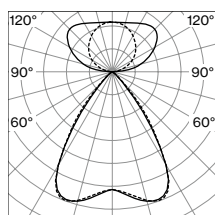
Surface dimensions	1.6 × 0.8
Surface height	0.75
Average illuminance (E _m)	> 500 lx
Uniformity (U ₀)	> 0.6

GLARE EVALUATION

Table Classification X=4H Y=8H S=0.25H	
UGR transversal	≤ 19
UGR axial	≤ 19
65° < 1500 cd/m ²	



Light distribution



reflector (UGR \leq 16)
direct/indirect power

LUMINOUS FLUX value calculated for
CRI \geq 80, colour white, reflector chrome;
reflector black -29 %