

BETO

suspended

^{EN} Luminaire housing from extruded aluminium profile, angular design; extremely slim design (only 42 × 42 mm); no visible screws; surface powder coated; pendant fitting with cable suspension; with integrated tool-less suspension height adjustment; spring clip attachment to the luminaire; freely positionable; with feeder cable; extruded profile for improved thermal management; high-gloss reflector with faceted design; direct / indirect light distribution; indirect light component with integrated PC boards and high-quality lens system for maximum, homogeneous ceiling illumination, optionally separately controllable; energy-efficient LEDs with very good colour rendering

^{ES} Cuerpo de perfil de aluminio con diseño angular; forma extremadamente esbelta (solo 42 × 42 mm); sin tornillos visibles; superficie con recubrimiento de pintura en polvo; suspendido con cable; regulación de la altura sin necesitar herramientas; fijación en las lámparas por medio de enganches elásticos; ajustable de una manera sencilla; incl. cable de alimentación; perfil extruido para una mejor gestión del calor; reflector de alto brillo con óptica facetada; característica de emisión directa/indirecta; componente de luz indirecta con pletinas propias y una óptica de lente de alta calidad para una claridad de techo máxima y homogénea, opcionalmente dotada de control independiente; LEDS de alta eficiencia que proporcionan una alta reproducción cromática

Quickinfo

3000 K, 4000 K, TW
 CRI ≥ 80, CRI ≥ 90, 3 SDCM
 UGR ≤ 16 / 65° ≤ 1500 cd/m²
 up to 156 lm/W
 L90 @ 50 000 h
 DALI-2, DALI-2 sensor
 reflector (UGR ≤ 16)

Types



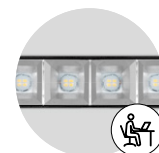
Colours



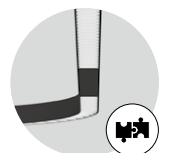
Light distributions



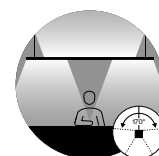
DiiA® standards
 251, 252, 253



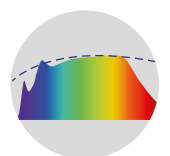
DIN EN 12464-1
 UGR ≤ 19



system
 solution (p.838)



glare-free direct
 and 170° indirect
 illumination



CRI ≥ 98
 XPECTRUM

Order options

COLOUR TEMPERATURE

3000 K (CRI ≥ 90)	0
4000 K (CRI ≥ 90)	1
3000 K (CRI ≥ 80)	5
4000 K (CRI ≥ 80)	6
tunable white 2700–6500 K*	

*DALI-2 DT8, CRI ≥ 90

3000 K + TW 2700–6500 K*

4000 K + TW 2700–6500 K*

*DALI-2 DT8 (separately controllable), CRI ≥ 90

CONTROL

DALI-2	3
DALI-2 D/I separately control.*	4
DALI-2 sensor	7

*not for tunable white 1857 mm; not for indirect power

MATERIAL COLOUR

○ pure white RAL 9010	7
● jet black RAL 9005	8

REFLECTOR COLOUR

↙ chrome	R
● dark chrome	B

LIGHT OPTIC COVER

reflector (UGR ≤ 16)

Options on request

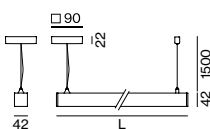
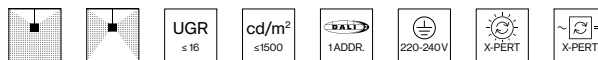
COLOUR RENDERING INDEX

CRI ≥ 98 XPECTRUM

CONTROL

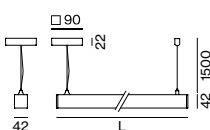
Casambi

BETO suspended



INDIRECT POWER

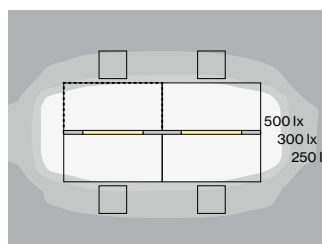
SYS. POWER	COLOUR TEMP.	LUM. FLUX	L (mm)	ORDER CODE
56 W	3000 K	↑ 7330 lm	3457	074-62N9
	4000 K	↑ 8360 lm		
63 W	2700–6500 K	↑ 6880 lm	3457	074-62N9D



DIRECT / INDIRECT POWER

SYS. POWER	COLOUR TEMP.	LUM. FLUX	L (mm)	ORDER CODE
49 W	3000 K	↓ 3240 / ± 3450 lm	1857	074-6246
	4000 K	↓ 3690 / ± 3930 lm		
53 W (2× DALI)	3000 K	↓ 2970 lm	1857	074-62D604
	2700–6500 K	↑ 3050 lm		
53 W (2× DALI)	4000 K	↓ 3200 lm	1857	074-62D614
	2700–6500 K	↑ 3050 lm		
53 W (2×)	2700–6500 K	↑ 6210 lm	1857	074-6246D
86 W	3000 K	↓ 4860 / ± 6900 lm	3057	074-6249
	4000 K	↓ 5530 / ± 7850 lm		
93 W (2× DALI)	3000 K	↓ 4450 lm	3057	074-62D904
	2700–6500 K	↑ 6110 lm		
93 W (2× DALI)	4000 K	↓ 4810 lm	3057	074-62D914
	2700–6500 K	↑ 6110 lm		
92 W (2×)	2700–6500 K	↑ 13220 lm	3057	074-6249D

Technical data



BETO suspended, 86 W, 4000 K direct/indirect power

ROOM VALUES

Room dimensions	5.4 × 4 × 2.8 m
Reflection factor	0.7 0.5 0.2
Maintenance factor	0.8
Mounting height	2.25 m

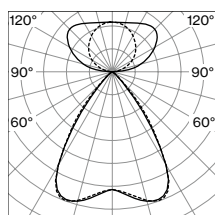
CALCULATION SURFACE

Surface dimensions	1.6 × 0.8
Surface height	0.75
Average illuminance (E _m)	> 500 lx
Uniformity (U ₀)	> 0.6

GLARE EVALUATION

Table Classification X=4H Y=8H S=0.25H	
UGR transversal	≤ 19
UGR axial	≤ 19
65° < 1500 cd/m²	

Light distribution



reflector (UGR ≤ 16)
direct/indirect power

LUMINOUS FLUX value calculated for CRI ≥ 80, colour white, reflector chrome; reflector black -29 %