

# BETO

suspended

**EN** Luminaire housing from extruded aluminium profile, angular design; extremely slim design (only 42 × 42 mm); no visible screws; surface powder coated; pendant fitting with cable suspension; with integrated tool-less suspension height adjustment; spring clip attachment to the luminaire; freely positionable; with feeder cable; extruded profile for improved thermal management; high-gloss reflector with faceted design; direct / indirect light distribution; indirect light component with integrated PC boards and high-quality lens system for maximum, homogeneous ceiling illumination, optionally separately controllable; energy-efficient LEDs with very good colour rendering

**ES** Cuerpo de perfil de aluminio con diseño angular; forma extremadamente esbelta (solo 42 × 42 mm); sin tornillos visibles; superficie con recubrimiento de pintura en polvo; suspendido con cable; regulación de la altura sin necesitar herramientas; fijación en las lámparas por medio de enganches elásticos; ajustable de una manera sencilla; incl. cable de alimentación; perfil extruido para una mejor gestión del calor; reflector de alto brillo con óptica facetada; característica de emisión directa/indirecta; componente de luz indirecta con pletinas propias y una óptica de lente de alta calidad para una claridad de techo máxima y homogénea, opcionalmente dotada de control independiente; LEDS de alta eficiencia que proporcionan una alta reproducción cromática

## Quickinfo

3000 K, 4000 K, TW  
 CRI ≥ 80, CRI ≥ 90, 3 SDCM  
 UGR ≤ 16 / 65° ≤ 1500 cd/m<sup>2</sup>  
 up to 156 lm/W  
 L90 @ 50 000 h  
 DALI-2, DALI-2 sensor  
 reflector (UGR ≤ 16)


## Types



## Colours



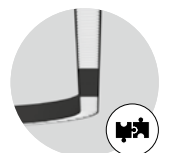
## Light distributions



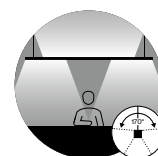
DiiA® standards  
 251, 252, 253



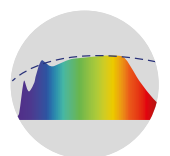
DIN EN 12464-1  
 UGR ≤ 19



system  
 solution (p.838)



glare-free direct  
 and 170° indirect  
 illumination



CRI ≥ 98  
 XPECTRUM

## Order options

### COLOUR TEMPERATURE

3000 K (CRI $\geq$ 90)	0
4000 K (CRI $\geq$ 90)	1
3000 K (CRI $\geq$ 80)	5
4000 K (CRI $\geq$ 80)	6
tunable white 2700–6500 K*	

\*DALI-2 DT8, CRI $\geq$ 90

3000 K + TW 2700–6500 K\*

4000 K + TW 2700–6500 K\*

\*DALI-2 DT8 (separately controllable), CRI $\geq$ 90

### CONTROL

DALI-2	3
DALI-2 D/I separately control.*	4
DALI-2 sensor	7

\*not for tunable white 1857 mm;  
not for indirect power

### MATERIAL COLOUR

○ pure white RAL 9010	7
● jet black RAL 9005	8

### REFLECTOR COLOUR

↗ chrome	R
● dark chrome	B

### LIGHT OPTIC COVER

reflector (UGR $\leq$ 16)

## Options on request

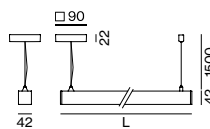
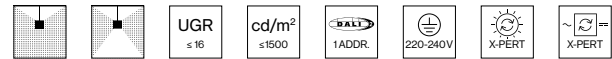
### COLOUR RENDERING INDEX

CRI $\geq$ 98 XPECTRUM

### CONTROL

Casambi

## BETO suspended

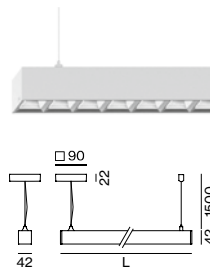


### INDIRECT POWER

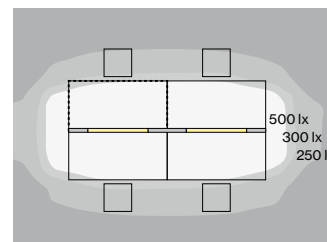
SYS. POWER	COLOUR TEMP.	LUM. FLUX	L (mm)	ORDER CODE
56 W	3000 K	↑ 7330lm	3457	074-62N9
	4000 K	↑ 8360lm		
63 W	2700–6500 K	↑ 6880lm	3457	074-62N9D

### DIRECT / INDIRECT POWER

SYS. POWER	COLOUR TEMP.	LUM. FLUX	L (mm)	ORDER CODE
49 W	3000 K	↓ 3240/± 3450lm	1857	074-6246
	4000 K	↓ 3690/± 3930lm		
53 W	3000 K	↓ 2970lm	1857	074-62D654
(2× DALI)	2700–6500 K	↑ 3050lm		
53 W	4000 K	↓ 3200lm	1857	074-62D664
(2× DALI)	2700–6500 K	↑ 3050lm		
53 W (2×)	2700–6500 K	↑ 6210lm	1857	074-6246D
86 W	3000 K	↓ 4860/± 6900lm	3057	074-6249
	4000 K	↓ 5530/± 7850lm		
93 W	3000 K	↓ 4450lm	3057	074-62D954
(2× DALI)	2700–6500 K	↑ 6110lm		
93 W	4000 K	↓ 4810lm	3057	074-62D964
(2× DALI)	2700–6500 K	↑ 6110lm		
92 W (2×)	2700–6500 K	↑ 13220lm	3057	074-6249D



## Technical data



**BETO** suspended, 86 W, 4000 K  
direct/indirect power

### ROOM VALUES

Room dimensions	5.4 × 4 × 2.8 m
Reflection factor	0.7   0.5   0.2
Maintenance factor	0.8
Mounting height	2.25 m

### CALCULATION SURFACE

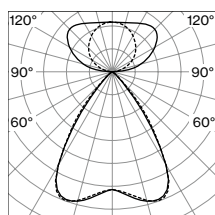
Surface dimensions	1.6 × 0.8
Surface height	0.75
Average illuminance (E <sub>m</sub> )	> 500 lx
Uniformity (U <sub>0</sub> )	> 0.6

### GLARE EVALUATION

Table Classification X=4H   Y=8H   S=0.25H	
UGR transversal	≤ 19
UGR axial	≤ 19
65° < 1500 cd/m <sup>2</sup>	



## Light distribution



reflector (UGR $\leq$ 16)  
direct/indirect power

**LUMINOUS FLUX** value calculated for  
CRI $\geq$ 80, colour white, reflector chrome;  
reflector black -29%